

INSTRUCTIONS

LED T8 U-Bent Series

RAB Lighting is committed to creating high-quality, affordable, well-designed and energy-efficient LED lighting and controls that make it easy for electricians to install and end users to save energy. We'd love to hear your comments. Please call the Marketing Department at 888-RAB-1000 or email: marketing@rablighting.com

U6-18-8XX-SE-BYP



SAFETY PRECAUTIONS

WARNINGS:

- **Make certain power is OFF before installing or maintaining fixture.**
- **RISK OF FIRE OR ELECTRIC SHOCK.** LED Retrofit Kit installation requires knowledge of luminaires electrical systems. If not qualified, do not attempt installation. Contact a qualified electrician.
- **RISK OF FIRE OR ELECTRIC SHOCK.** Install this kit only in the luminaires that have the construction features and dimensions shown in the photographs and/or drawings.

SAFETY INFORMATION:

- (1) Product should be installed by qualified electrician.
- (2) Switch off the power supply before commencing work, make sure correct connection before power on.
- (3) Do not apply uncertified LED driver with the product.
- (4) NOT FOR EMERGENCY LIGHTING.

Do not make or alter any open holes in an enclosure of wiring or electrical components during kit installation. To prevent wiring damage or abrasion, do not expose wiring to edges of sheet metal or other sharp objects.

PRODUCT FEATURES

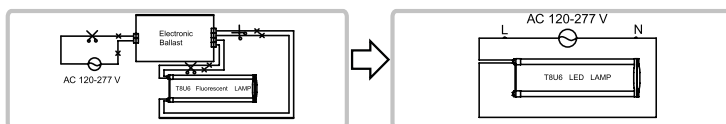
- UL certified
- Full glass housing: no aging, yellowing, bending
- Product applications: widely used in residential buildings, offices, shopping malls, supermarkets, hospitals, assembly lines, warehouses, etc. for energy-saving illumination.

INSTALLATION INSTRUCTIONS

Please completely comply with this instructions and notes, to ensure that the product is operated in a safe condition.

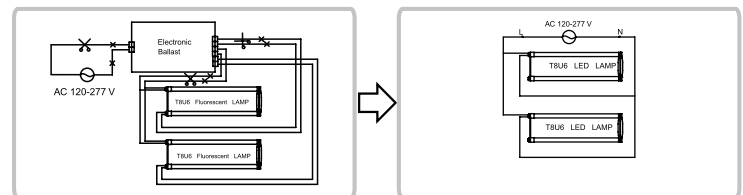
Wiring Instruction - Electronic Ballast

Retrofit luminaire with 1 lamp

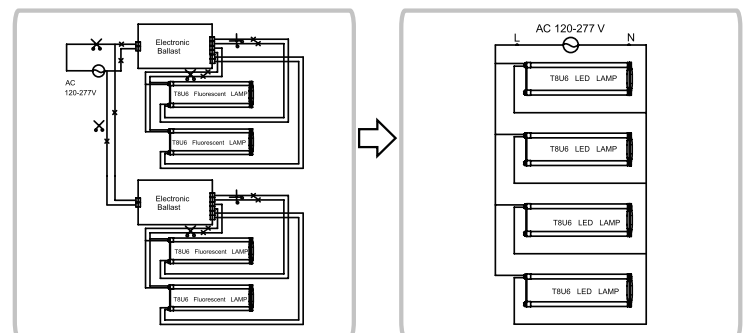


INSTALLATION INSTRUCTIONS (cont'd)

Retrofit luminaire with 2 lamps



Retrofit luminaire with 4 lamps



INSTRUCTIONS

LED T8 U-Bent Series

RAB Lighting is committed to creating high-quality, affordable, well-designed and energy-efficient LED lighting and controls that make it easy for electricians to install and end users to save energy. We'd love to hear your comments. Please call the Marketing Department at 888-RAB-1000 or email: marketing@rablighting.com

WARNING

CAUTION RISK OF FIRE. To avoid potential fire or shock hazard, do not use this retrofit kit in luminaires employing shunted bi-pin lampholders.

Note: Shunted lamp holders are found only in fluorescent luminaires with Instant-Start ballasts. Instant-start ballasts can be identified by the words "Instant Start" or "I.S." marked on the ballast. This designation may be in the form of a statement pertaining to the ballast itself, or may be combined with the marking for the lamps with which the ballast is intended to be used, for example F40T12/IS. For more information, contact the LED luminaire retrofit kit manufacturer.