


<b>Project:</b>	<b>Type:</b>	<b>Prepared By:</b>	<b>Date:</b>
-----------------	--------------	---------------------	--------------



### Features and Benefits

Direct Replacement for Fluorescent Lamps: F32T8/32W, F32T8/30W, F32T8/28W, F32T8/25W

TYPE A - Plug and play compatible with most common commercial instant start T8 electronic ballasts

TYPE B - can be wired directly to line voltage 120-277V. Can be wired using Single or Double ended method.

Works with both shunted and non-shunted sockets

Rated for use in enclosed and open fixtures in dry or damp locations

### Technical Specifications

<p><b>Performance</b></p> <p><b>Product Type:</b> Linear Tube</p> <p><b>Wattage Equivalency:</b> 17W Fluorescent</p> <p><b>Input Wattage:</b> 7.5W</p> <p><b>Lumens (Nominal):</b> 1,150lm</p> <p><b>Efficacy:</b> 153lm/W</p> <p><b>L70 Lifespan:</b> 50,000-Hour LED lifespan based on IES LM-70 results</p> <p><b>Electrical</b></p> <p><b>THD:</b> Type A: Dependent on ballast Type B: &lt;25%</p>	<p><b>Power Factor:</b> Type A: Dependent on ballast Type B: &gt;0.9</p> <p><b>Dimmable:</b> Type A: Yes Type B: No</p> <p><b>Dimming Type:</b> Compatible 0-10V dimmer and ballast, see Dimmer Compatibility List</p> <p><b>Input Voltage:</b> Type A: Ballast dependent Type B: 120-277V</p> <p><b>Operating Frequency:</b> 50/60Hz</p> <p><b>Input Current @ 120V (mA):</b> Type B: 62mA</p> <p><b>Input Current @ 208V (mA):</b> Type B: 0.04mA</p> <p><b>Input Current @ 240V (mA):</b> Type B: 0.04mA</p>	<p><b>Input Current @ 277V (mA):</b> Type B: 0.03mA</p> <p><b>Operating Temperature:</b> -13°F to 113°F (-25°C to 45°C)</p> <p><b>Flicker:</b> Type A: Depends on ballast ~&lt;15% Type B: 50%-70%</p> <p><b>LED Characteristics</b></p> <p><b>Color Temperature:</b> 4000K</p> <p><b>Color Accuracy (CRI):</b> &gt;80 CRI</p> <p><b>R9 Value:</b> High color performance with R9 no less than 0</p> <p><b>Color Consistency:</b> &lt;5-step MacAdam Ellipse binning to achieve consistent fixture-to-fixture color</p>
---	---	---



**Technical Specifications (continued)****Color Stability:**

LED color temperature is warranted to shift no more than 200K in color temperature over a 5-year period

**Color Uniformity:**

RAB's range of Correlated Color Temperature follows the guidelines of the American National Standard for Specifications for the Chromaticity of Solid State Lighting (SSL) Products, ANSI C78.377-2017.

**Installation****Installation Method:**

UL Type A+B, Hybrid

**Construction****Base Type:**

G13

**Nominal Length:**

2 ft

**Bulb Shape:**

T8

**Endcap Material:**

Plastic

**Enclosure Material:**

Glass

**Lens Finish:**

Frosted

**Compliance****Listings:**

UL Listed, UL Classified

**Environment:**

Suitable for use in dry and damp environments

**Fixture Rating:**

Suitable for use in enclosed fixtures

**California Title 24 JA8 Compliant:**

Not applicable

**California Energy Commission (CEC) Status:**

Lawful for Sales in California

**NSF Listed:**

Meets NSF/ANSI standards for use in Food Zone (non-contact), Splash, and Non-Food Zones. Tube guard required in open fixtures.

**RoHS:**

Mercury and UV free. RoHS-compliant components.

**FCC:**

Complies with Part 15B of the FCC Rules

**DLC Listed:**

This product is on the Design Lights Consortium (DLC) Qualified Products List and is eligible for rebates from DLC Member Utilities. Designed to meet DLC 5.1 requirements.

DLC Product Code: PL6F40NQY3R

**Other****Compatible Products:**

See Dimmer and Ballast compatibility lists.

**Warranty:**

RAB warrants that our LED products will be free from defects in materials and workmanship for a period of five (5) years from the date of delivery to the end user, including coverage of light output, color stability, driver performance and fixture finish. RAB's warranty is subject to all terms and conditions found at [rablighting.com/warranty](http://rablighting.com/warranty).

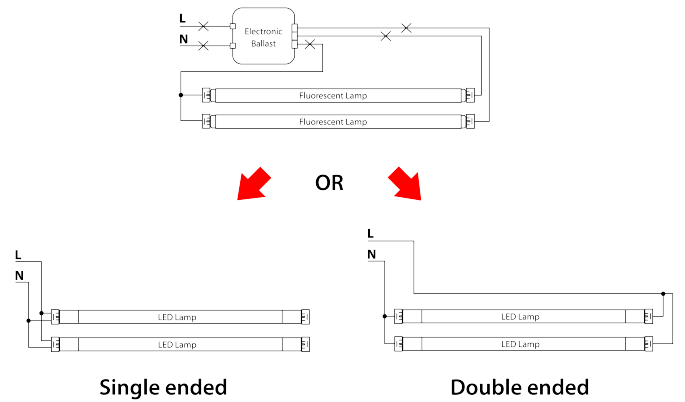
**Note:**

All values are typical (tolerance +/- 10%)

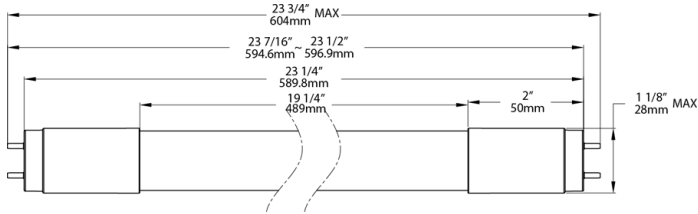
Case and Pallet Dimensions

	QTY	LENGTH (in)	WIDTH (in)	HEIGHT (in)
CASE	25	26.8	6.3	7
PALLET	1350	44.8	39.2	46.9

Wiring Diagram



Dimension



Light Distribution

