

LED High Bay fixture ideal for large indoor spaces, including warehouses, gymnasiums and distribution centers with high ceiling that require mounting heights of 50-60 feet. Replaces up to 1000W MH fixtures.

Color: White

Weight: 17.9 lbs

<b>Project:</b>	<b>Type:</b>
<b>Prepared By:</b>	<b>Date:</b>

Driver Info		LED Info	
Type	Constant Current	Watts	150W
120V	1.12A	Color Temp	4000K (Neutral)
208V	0.70A	Color Accuracy	82 CRI
240V	0.60A	L70 Lifespan	100,000 Hours
277V	0.51A	Lumens	18,839 lm
Input Watts	134.2W	Efficacy	140.4 lm/W

## Technical Specifications

### Compliance

#### UL Listed:

Suitable for damp locations

#### IESNA LM-79 & LM-80 Testing:

RAB LED luminaires and LED components have been tested by an independent laboratory in accordance with IESNA LM-79 and LM-80.

### Performance

#### Lifespan:

100,000-Hour LED lifespan based on IES LM-80 results and TM-21 calculations

### LED Characteristics

#### LEDs:

Long-life, high-efficacy, surface-mount LEDs

#### Color Stability:

LED Color temperature is warrantied to shift no more than 200K in color temperature over a 5-year period

#### Color Uniformity:

RAB's range of Correlated Color Temperature follows the guidelines of the American National Standard for Specifications for the Chromaticity of Solid State Lighting (SSL) Products, ANSI C78.377-2017.

### Construction

#### Ambient Temperature:

Suitable for use 12 hours a day, 6 days a week in 60°C (140°F). Suitable for 24/7 use in up to 55°C (131°F).

#### Housing:

Extruded aluminum

#### Lens:

High-transmittance polystyrene

#### Reflector:

Specular, high-reflectance aluminum with 95% reflectivity

#### Mounting:

V hooks (chain by others)

### Other

#### Replacement:

Replaces 175-320W MH

### Warranty:

RAB warrants that our LED products will be free from defects in materials and workmanship for a period of five (5) years from the date of delivery to the end user, including coverage of light output, color stability, driver performance and fixture finish. RAB's warranty is subject to all terms and conditions found at [rablighting.com/warranty](http://rablighting.com/warranty).

#### LOS800 Sensor:

Occupancy/Motion Sensor. Sensors can automatically affect the operation of lighting equipment based upon detecting the presence of people in a space. "/>

#### Buy American Act Compliance:

RAB values USA manufacturing! Upon request, RAB may be able to manufacture this product to be compliant with the Buy American Act (BAA). Please contact customer service to request a quote for the product to be made BAA compliant.

### Electrical

#### Driver:

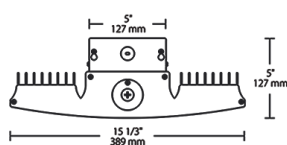
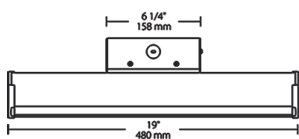
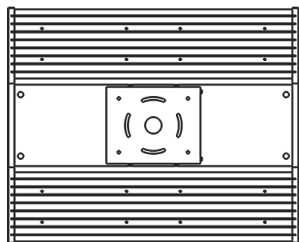
Constant Current, Class 2, 120-277V, 50/60Hz, 120V: 1.12A, 208V: 0.70A, 240V: 0.60A, 277V 0.51A

## Technical Specifications (continued)

**THD:**  
6.7% at 120V, 10.05% at 277V

**Power Factor:**  
99.8% at 120V, 94.9% at 277V

## Dimensions



## Features

- Ideal for large spaces
- 100,000-hour lifespan - virtually maintenance free operation
- 0-10V driver for variable dimming down to 10%
- Low-glare design with semi-diffuse lens

## Ordering Matrix

Family	Wattage	Color Temp	Finish	Driver Options	Control Options	Other Options
RAILP	150	N	W	/D10	/LOS	
	150 = 150W 185 = 185W 225 = 225W 400 = 400W 95 = 95W	Blank = 5000K Cool N = 4000K Neutral YN = 3500K Warm Neutral	W = White	/D10 = 120-277V, 0-10V Dim /480/D10 = 480V, 0-10V Dim	Blank = No Option /LC/E2 = Lightcloud Controller w/Battery Pack <sup>2</sup> /E2 = Battery Pack /LCS = Lightcloud Sensor /LC = Lightcloud Controller /LOS = LOSBAY 800 Sensor /WS4 = Multi-Level Motion Sensor 40 ft <sup>1</sup> /WS2 = Multi-Level Motion Sensor 20 ft <sup>1</sup> /BL = Bi-Level Control	Blank = Standard USA = BAA Compliant

<sup>1</sup> WS2 with 20' lens only available for 95 and 150W models; WS4 with 40' lens only available for 185 and 225W models. Both sensors only available with /D10 dimming drivers, but not with 480V driver.

<sup>2</sup> Not available in RAIL 400W