

# INSTRUCTIONS

## COMPACT LED TUBES



RAB Lighting is committed to creating high-quality, affordable, well-designed and energy-efficient LED lighting and controls that make it easy for electricians to install and end users to save energy. We'd love to hear your comments. Please call the Marketing Department at 888-RAB-1000 or email: [marketing@rablighting.com](mailto:marketing@rablighting.com)

PLC-9-V-8XX-DIR



### IMPORTANT

#### READ CAREFULLY BEFORE INSTALLING LED tube. RETAIN THESE INSTRUCTIONS FOR FUTURE REFERENCE.

RAB LED tube must be wired in accordance with the National Electrical Code and all applicable local codes. Proper grounding is required for safety. THIS PRODUCT MUST BE INSTALLED IN ACCORDANCE WITH THE APPLICABLE INSTALLATION CODE BY A PERSON FAMILIAR WITH THE CONSTRUCTION AND OPERATION OF THE PRODUCT AND THE HAZARDS INVOLVED.

#### WARNINGS:

- **Make certain power is OFF before installing or maintaining fixture.**
- **RISK OF FIRE.** USE ONLY IN PLACE OF FLUORESCENT LAMPS SPECIFIED ON LABEL.
- **RISK OF ELECTRIC SHOCK.** DO NOT USE WHERE DIRECTLY EXPOSED TO WATER. SUITABLE FOR DAMP LOCATIONS.
- **This device is not intended for use with emergency exits.**

#### SAFETY INFORMATION:

For your and others' safety, please read the precaution carefully before installation:

- (1) LED PL lamp for use only with products described and installed in accordance with product specifications. LED PL lamp to be operated with fluorescent electronic ballast.
- (2) Check the lamp before installation, if there is any damage caused during transportation, do not install.
- (3) Do not stare at the light source with bare eyes for a long time, or beam to others' eyes.
- (4) Do not place any objects on the lamp.
- (5) Keep the lamp away from flame or high temperature objects.
- (6) Only replace with same type of LED tube! Risk of electrical shock.

#### MAINTENANCE NOTES:

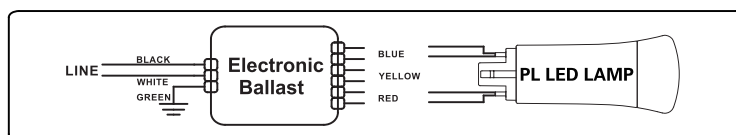
- (1) Clean luminaire with dry cloth.
- (2) Do not clean the lamp with corrosive chemicals.
- (3) Maintenance should be carried out by technical personnel only.

This lamp only operates on electronic ballasts. If lamp does not light when the luminaire is energized, remove lamp from luminaire and contact a qualified electrician. This device is NOT intended for use with emergency exit fixtures or emergency exit lights. Lamps must be operated within an ambient fixture temperature of -30°C and 56°C (-22°F and 133°F) to ensure UL compliance.

### PRODUCT FEATURES

- UL certified
- Plug-n-Play replacement
- Compatible with electronic instant start, rapid start, and programmed start ballasts.

#### wire diagram



- Product applications: widely used in residential buildings, offices, shopping malls, supermarkets, hospitals, assembly lines, warehouses, etc. for energy-saving illumination.

**Note:** These instructions do not cover all details or variations in equipment nor do they provide for every possible situation during installation, operation or maintenance.

# INSTRUCTIONS

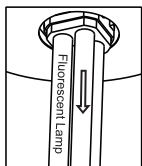
## COMPACT LED TUBES

# RAB®

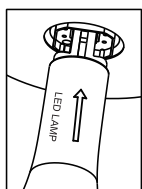
RAB Lighting is committed to creating high-quality, affordable, well-designed and energy-efficient LED lighting and controls that make it easy for electricians to install and end users to save energy. We'd love to hear your comments. Please call the Marketing Department at 888-RAB-1000 or email: [marketing@rablighting.com](mailto:marketing@rablighting.com)

## INSTALLATION INSTRUCTIONS

1. Make Sure Power is OFF.
2. Remove lens or diffuser (if applicable).
3. Remove existing fluorescent lamps from the luminaire.



4. Bring LED lamp to luminaire and insert lamp pins into luminaire lamp holders.



5. Place lens or diffuser back in place (if applicable).
6. Power ON.

## WARNING

**DO NOT INSTALL THIS LAMP IN A PRE-HEAT LUMINAIRE.**

**CAUTION RISK OF FIRE. IF THE LAMP OR LUMINAIRE EXHIBITS UNDESIRABLE OPERATION (BUZZING, FLICKERING, ETC.), IMMEDIATELY TURN OFF POWER, REMOVE LAMP FROM LUMINAIRE AND CONTACT MANUFACTURER.**

**ATTENTION RISQUE DE FEU. SI LA LAMPE OU LE LUMINAIRE MONTRE DES SIGNES D'OPERATION INDESIRABLE (BRUIT, VIBRATION, CLIGNOTEMENT, ETC.), ALORS COUPER IMMÉDIATEMENT LE COURANT ET ENLÈVER LA LAMPE DE L'APPAREIL D'ÉCLAIRAGE ENTRER EN CONTACT AVEC LE FABRICANT.**

**THIS LAMP ONLY OPERATES ON ELECTRONIC BALLASTS. IF LAMP DOES NOT LIGHT WHEN THE LUMINAIRE IS ENERGIZED, REMOVE LAMP FROM LUMINAIRE AND CONTACT LAMP MANUFACTURER OR QUALIFIED ELECTRICIAN.**

This product may cause interference to radio equipment and should not be installed near maritime safety communications equipment or other critical navigation or communication equipment operating between 0.45-30MHz.

## WARRANTY

This product is warranted for 5 years from the date of purchase. If this product does not perform to the specifications supplied on this package, send an email or write to the address below for product return and replacement. This replacement is the sole remedy available. Liability for incidental or consequential damage is expressly excluded.

**RAB®**  
© 2019 RAB LIGHTING Inc.  
Northvale, New Jersey 07647 USA

### Easy Answers

[rablighting.com](http://rablighting.com)  
Visit our website for product info

**Tech Help Line**  
Call our experts: 888 722-1000

**e-mail**  
Answered promptly - [sales@rablighting.com](mailto:sales@rablighting.com)

**Free Lighting Layouts**  
Answered online or by request