

Welcome



Lightcloud®
Twist

WE'RE HERE TO HELP:

1 (844) LIGHTCLOUD

or 1 (844) 544-4825

24932-1

Hello

The Lightcloud Twist Lock is a wireless controller that installs onto an exterior lighting fixture using a NEMA standard ANSI C136.41-2013 twist lock connector. The Twist enables full Lightcloud functionality including on/off control, 0-10V dimming, power monitoring, daylight harvesting, GPS location, tilt/Impact sensing and surge protection.

Specifications

PART NUMBER

LCTWIST/K

LOAD SWITCHING CAPACITY

120-277VAC, 60Hz, 5A

OPERATING TEMPERATURE

-40°C to 70°C

DIMENSIONS

3.4"W x 3.8"D x 3.3"H

WIRELESS RANGE

Line-of-Sight: 1000'

Obstructions: 100'

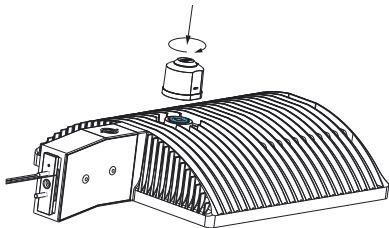
CONNECTOR

NEMA Standard

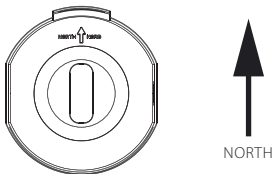
ANSI C136.41-2013

Setup & Installation

- ① Line up Twist Lock pins to connector and turn clockwise to lock in place.



- ② Ensure light sensor is pointing north.



3 Labeling your device

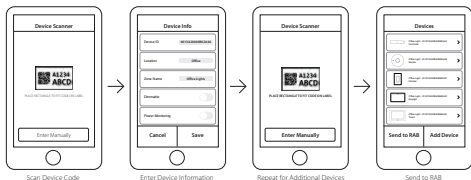
When installing Lightcloud devices, it's important to keep track of their Device IDs, installation locations, panel/circuit #s, dimming function, and any additional notes. To organize this information, use the Lightcloud Installer Application (a) or Device Table (b).

3a LC Installer Application

Install the LC Installer Application

LC Installer is available for iOS and Android.

Scan & Install Lightcloud Devices



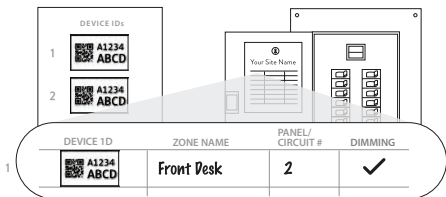
Send to RAB

Once all of the devices have been added and organized, submit the information for commissioning.

3b Device Table

Two Device Tables are provided with each Gateway. Attach one table to the electrical panel and hand one off to the building manager.

Attach the Device ID stickers included with each device to the Device Table and write in the additional information.



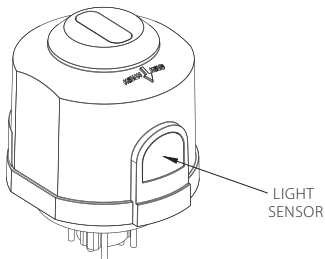
4 Add Twist to Network

Call RAB at 1(844) LIGHTCLOUD.

5 Confirm Device Connectivity

Confirm network indicator LED is solid green.

Functionality



NEAR-FIELD COMMUNICATION

The Twist uses Near-Field Communication (NFC) to provide additional functionality without physical buttons.

Download the Lightcloud Installer app from your smart device's app store and place your device near the Twist. The app provides the following functions:

- Indicate the Twist in the Lightcloud App
- Factory Reset
- Toggle Load On/Off
- Dim Load Up/Down

SIGNAL STRENGTH INDICATOR

- Indicates strength of the connection to the next Lightcloud Device

Network Indicator

- Solid Green: Connected to a Lightcloud network
- Blinking Red: Not connected to a Lightcloud network.

Note: The network and signal strength indicators are lit for 10 minutes following initial power on. To display the indicators later on, simply press the device button once.

FCC Information:

This device complies with Part 15 of the FCC Rules. Operation is subject to the following two conditions:

1. This device may not cause harmful interference, and
2. This device must accept any interference received, including interference that may cause undesired operation.

Note: This device has been tested and found to comply with the limits for Class B digital devices pursuant to Part 15 Subpart B, of the FCC rules. These limits are designed to provide reasonable protection against harmful interference in a residential environment. This equipment generates, uses, and can radiate radio frequency energy, and if not installed and used in accordance with the instruction manual, may cause harmful interference to radio communications. However, there is no guarantee that interference will not occur in a particular installation. If this equipment does cause harmful interference to radio or television reception, which can be determined by turning the equipment off and on, the user is encouraged to try and correct the interference by one or more of the following measures:

- Reorient or relocate the receiving antenna.
- Increase the separation between the equipment and receiver.
- Connect the equipment into an outlet on a circuit different from that to which the receiver is connected.
- Consult the dealer or an experienced radio/TV technician for help.

To comply with FCC RF exposure limits for general population/uncontrolled exposure, this transmitter must be installed to provide a separation distance of at least 20cm from all persons and must not be co-located or operating in conjunction with any other antenna or transmitter.

CAUTION: Changes or modifications to this equipment not expressly approved by RAB Lighting, Inc. may void the user's authority to operate this equipment. Custom manufactured in China.

Configuration

To configure the Twist, please login to the Web App at control.lightcloud.com or call Lightcloud Support at 1(844) Lightcloud.

For additional startup information, please visit lightcloud.com/start

WE'RE HERE TO HELP:

1 (844) LIGHTCLOUD
or 1 (844) 544-4825

RAB[®]

©2024 RAB Lighting, Inc

10 Broadway Road, Cranbury, NJ 08512