

Hello

The Lightcloud Hub is a powerful lighting control system in the body of a Dimmer.

The Hub acts as the brain of the system and has an integrated Dimmer for remotely controlling scenes and zones.

For a complete system, you will need one or more Lightcloud Controllers, Outlets, or enabled fixtures.

Specifications

PART NUMBER
LCHUB

INPUT
120-277VAC, 50/60Hz, 2W

OPERATING TEMPERATURE
-20°C to 40°C

DIMENSIONS
Hub: 1.77"W x 2.7"H x 1.49"D
Faceplate: 2.94"W x 4.69"H x 0.06"D
Faceplate Bracket: 2.8"W x 4.55"H x 0.13"D

TERMINAL
18AWG grounding
Terminals supporting up to 12AWG wire

WIRELESS RANGE
Line-of-Sight: 1000'
Obstructions: 100'

Welcome



Lightcloud® Hub

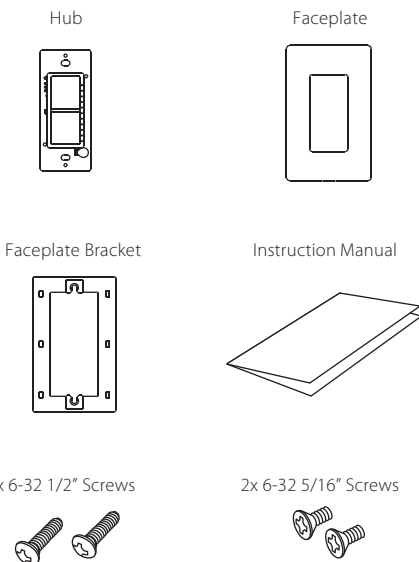
WE'RE HERE TO HELP:

1 (844) LIGHTCLOUD

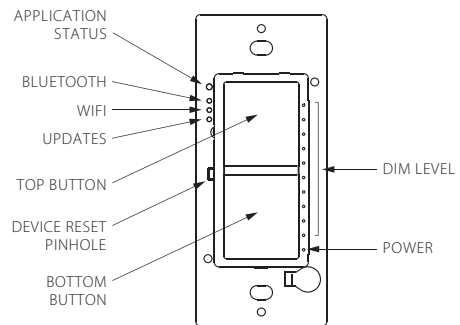
or 1 (844) 544-4825

27278-1

Contents



Functionality



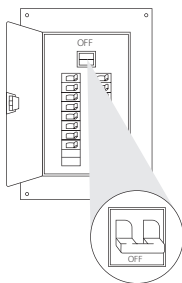
TOP and BOTTOM BUTTON

Control devices or scenes after configuration.

For status light definitions, please visit lightcloud.com/hubstart

Setup & Installation

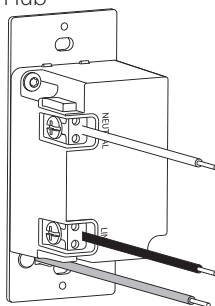
1 Turn off power



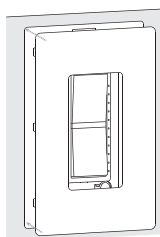
- Use only copper wire.
- Do not operate with the faceplate removed.
- This product should only be installed by a qualified electrician and in compliance with local and national electrical codes.
- This product should only be installed in a UL-approved wall-box enclosure
- Indoor use only.

2 Install the Lightcloud Hub

- ### 2a
- Connect the Line, Neutral, and Ground to screw terminals.



- ### 2d
- Snap the faceplate onto the faceplate bracket.



Start up

For App download* and configuration instructions, please visit lightcloud.com/hubstart

*Note: Requires IOS or Android device

WE'RE HERE TO HELP:

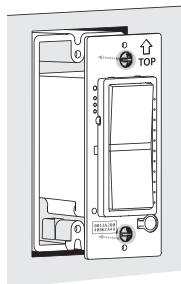
1 (844) LIGHTCLOUD
or 1 (844) 544-4825

RAB®

© RAB Lighting Inc

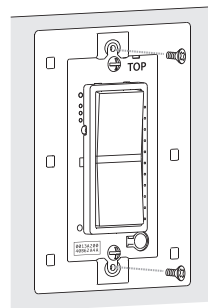
170 Ludlow Avenue, Northvale, NJ 07647
Designed by RAB in the USA. Made in China.

- ### 2b
- Use the two 6-32 1/2" Phillips round head screws to secure the Hub to the junction box.



Make sure the arrow labeled "TOP" is pointing up.

- ### 2c
- Use the two 6-32 5/16" Phillips flat-head screws provided to secure the faceplate bracket to the Hub.



FCC Information:

This device complies with Part 15 of the FCC Rules. Operation is subject to the following two conditions:

1. This device may not cause harmful interference, and
2. This device must accept any interference received, including interference that may cause undesired operation.

Note: This device has been tested and found to comply with the limits for Class B digital devices pursuant to Part 15 Subpart B, of the FCC rules. These limits are designed to provide reasonable protection against harmful interference in a residential environment. This equipment generates, uses, and can radiate radio frequency energy, and if not installed and used in accordance with the instruction manual, may cause harmful interference to radio communications. However, there is no guarantee that interference will not occur in a particular installation. If this equipment does cause harmful interference to radio or television reception, which can be determined by turning the equipment off and on, the user is encouraged to try and correct the interference by one or more of the following measures:

- Reorient or relocate the receiving antenna.
- Increase the separation between the equipment and receiver.
- Connect the equipment into an outlet on a circuit different from that to which the receiver is connected.
- Consult the dealer or an experienced radio/TV technician for help.

To comply with FCC RF exposure limits for general population/uncontrolled exposure, this transmitter must be installed to provide a separation distance of at least 20cm from all persons and must not be co-located or operating in conjunction with any other antenna or transmitter.

CAUTION: Changes or modifications to this equipment not expressly approved by RAB Lighting, Inc. may void the user's authority to operate this equipment. Custom manufactured in China.