

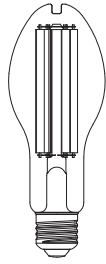
# INSTRUCTIONS

## FILAMENT HID INSTALLATION

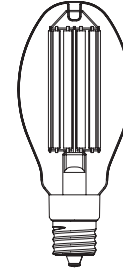
# RAB®

RAB Lighting is committed to creating high-quality, affordable, well-designed and energy-efficient LED lighting and controls that make it easy for electricians to install and end users to save energy. We'd love to hear your comments. Please call the Marketing Department at 888-RAB-1000 or email: [marketing@rablighting.com](mailto:marketing@rablighting.com)

ED28-36-EX39-850-F-C



ED32-54-EX39-850-F-C



### IMPORTANT

#### READ CAREFULLY BEFORE INSTALLING FIXTURE. RETAIN THESE INSTRUCTIONS FOR FUTURE REFERENCE.

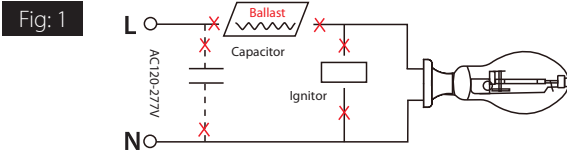
RAB lamps must be wired in accordance with the National Electrical Code and all applicable local codes. Proper grounding is required for safety. THIS PRODUCT MUST BE INSTALLED IN ACCORDANCE WITH THE APPLICABLE INSTALLATION CODE BY A PERSON FAMILIAR WITH THE CONSTRUCTION AND OPERATION OF THE PRODUCT AND THE HAZARDS INVOLVED.

**WARNING: Make certain power is OFF before installing or maintaining fixture. No user serviceable parts inside.**


**CAUTION: This device is not intended for use with emergency exits. Risk of electric shock. Do not use if outer lamp envelope is damaged or broken.**

### LAMP INSTALLATION


1. Remove old ballast or disconnect from existing lampholder. Remove and dispose of ballast in correct manner. Shown as *Fig. 1*. (North America 120-277VAC)



3. Install new LED replacement lamp. Shown as *Fig. 3*. Please make sure the old fitting is correctly earth. Attach retrofit label to luminaire. (North America 120-277VAC)



2. Reconnect directly to the existing lampholder. Shown as *Fig. 2*. (North America 120-277VAC)



*Note: These instructions do not cover all details or variations in equipment nor do they provide for every possible situation during installation, operation or maintenance.*

**RAB®**  
© 2023 RAB LIGHTING Inc.  
Cranbury, New Jersey 08512 USA

#### Easy Answers

[rablighting.com](http://rablighting.com)  
Visit our website for product info

Tech Help Line  
Call our experts: 888 722-1000

e-mail  
Answered promptly - [sales@rablighting.com](mailto:sales@rablighting.com)

Free Lighting Layouts  
Answered online or by request

FILAMENT HID-IN-0523

**RAB WARRANTY:** RAB's warranty is subject to all terms and conditions found at [rablighting.com/warranty](http://rablighting.com/warranty).