



Color: White w/brushed nickel ring

Weight: 4.7 lbs

Project:

Type:

Prepared By:

Date:

Driver Info

Type	Constant Current
120V	0.18A
208V	0.11A
240V	0.10A
277V	0.09A
Input Watts	21W

LED Info

Watts	21W
Color Temp	2700/3000/3500/4000/5000K
Color Accuracy	90 CRI
L70 Lifespan	50,000 Hours
Lumens	1,400 lm
Efficacy	67

Technical Specifications

Lightcloud

Lightcloud Blue:

Lightcloud Blue is a Bluetooth Mesh wireless lighting control system that allows you to control RAB's various compatible devices. With RAB's patented Rapid Provisioning technology, devices can be quickly and easily commissioned for residential and large commercial applications using the Lightcloud Blue mobile app. Each device in a system can communicate with any other device, eliminating the need for a Gateway or Hub and maximizing the control system's reach.

DLC system - N1XMLOEATBA (Interior);
NHCZ2BIA17L (Exterior)

Learn more at www.lightcloud.com.

Gateway Required:

No

Communication Protocol:

Bluetooth Mesh

Range:

Indoor: Up to 60 feet between standard building materials. Building materials such as brick, concrete, and steel construction may require additional Lightcloud Blue devices to extend around an obstruction; Up to 200 feet clear line of sight.

Outdoor: Up to 60 feet clear line of sight; Up to 18 feet around corners.

Spacing Criteria:

Lightcloud Blue devices should be placed within the specified range to communicate within the Bluetooth Mesh network.

Factory Reset:

Method 1: Delete from App
Open the app and access the device settings for the paired device. Be sure that the device is online and select 'Delete'. The device will flash on/off 3x and return to full brightness.

Method 2: Manual
Locate the device identification button at the top of the Controller under the Lightcloud logo. Press and hold this button for 10s or until the indicator light begins flashing red. If the Controller is attached to a fixture, the fixture will also flash on/off 3x.

Performance

Product Type:

Flush Mount

Description:

5-CCT selectable, back-lit LED retrofit fixture. Installs on standard junction boxes. Dimmable models available for 0-10V or TRIAC dimming systems with optional microwave sensor and/or integrated emergency battery backup.

Wattage Equivalency:

125W Incandescent

Lumens:

1,400lm

L70 Lifespan:

50,000-Hour LED lifespan based on IES LM-70 results

Electrical

Driver:

Constant Current, Class 2, 120-277V, 60 Hz, 120: 175mA; 208V: 105mA; 240V: 95mA; 277V: 85mA

THD:

20%

Power Factor:

>0.9@120V

Input Wattage:

21W

Dimmable:

Yes via the Lightcloud Blue mobile app and devices. This product will not operate properly when connected to a standard (incandescent) dimmer or dimming control.

Input Voltage:

120-277V

Technical Specifications (continued)

Operating Temperature: -4°F to 104°F (-20°C to 40°C)
Flicker: 30%
Surge Protection: 4 kV
Emergency Operation: 90 minutes
Lightcloud Blue sensor will be disabled during emergency operation.
Battery Recharge Time: 24 hours
Optical
Fixture Efficacy: 67lm/W
Sensor Settings
Sensor Connection Type: Intergrated
Max Mounting Height: 40 ft
Detection Range: 18 ft to 44 ft diameter at 13 ft mounting height
Sensor Technology: Microwave (MVS)
Default Setting: Uncommissioned State: Motion Sensitivity: High Brightness when triggered : 100% Hold time: 20 minutes Standby to dim: 20% Standby time: 1 minute When vacant: Off Daylight Sensing: Disabled Photocell: Disabled Commissioned State: Once pair, the sensor will default to disabled. Once enabled the following settings apply: Motion Sensitivity: High Brightness when triggered: Last on status Hold time: 20 minutes Standby to dim: 20% Standby time: 1 minute When vacant: Off Daylight Sensing: Disabled Photocell: Disabled

Sensing Type: Occupancy, Vacancy
Occupied Actions: On at 100% dim level
Vacant Actions: Off or On at a Dim Level
Occupancy Timeout: 1 minute to 240 minutes
Daylight Sensing: At the time of the first occupancy event, the light will stay off or turn on at an appropriate dim level to meet the daylight threshold level set in the Lightcloud Blue mobile app.
LED Characteristics
Beam Angle: 120°
Color Temperature: Field adjustable via dip switch 2700/3000/3500/4000/5000K Default setting: 3000K
Color Accuracy (CRI): 90 CRI
Natural Spectrum: No
R9 Value: High color performance with R9 greater than 50
Color Consistency: <4 (2700/5000K), <7 (3000/3500/4000K)-step MacAdam Ellipse binning to achieve consistent fixture-to-fixture color
Color Stability: LED color temperature is warrantied to shift no more than 200K in color temperature over a 5-year period
Color Uniformity: RAB's range of Correlated Color Temperature follows the guidelines of the American National Standard for Specifications for the Chromaticity of Solid State Lighting (SSL) Products, ANSI C78.377-2017.
Installation
Mounting: Surface mount

Construction
Size: 14"
Shape: Round
Finish: White w/brushed nickel ring
Enclosure Material: Metal+plastic
Lens Finish: Frosted
Lens: Polycarbonate light diffuser distributes light evenly and smoothly for general lighting applications
Compliance
Listings: UL Listed
ETL Listed: No
Environment: Suitable for use indoors and outdoors in dry, damp, or wet environments.
IC Rated: No
Air Tight: No
Energy Star Approved: No
DLC NLC Listed: Lightcloud is on the Design Lights Consortium (DLC) Network Lighting Controls (NLC) Qualified Products List and is eligible for rebates from DLC Member Utilities. DLC system - N1XMLOEATBA (Interior); NHCZ2BIA17L (Exterior)
California Title 20 Compliant: No
California Title 24 JA8 Compliant: Can be used to conform with the requirements of California Title 24 Part 6
California Energy Commission (CEC) Status: Lawful for Sales in California

Adjustable Sensor Settings?:

Yes, using the Lightcloud Blue mobile app

Technical Specifications (continued)**NSF Listed:**

No

NEC Compliant:

Suitable for use in closets. Compliant with NEC Sec. 410.16 (A)(1) and 410.16 (C1).

IESNA LM-79 & LM-80 Testing:

RAB LED luminaires and LED components have been tested by an independent laboratory in accordance with IESNA LM-79 and LM-80.

RoHS:

Mercury and UV free. RoHS-compliant components.

FCC:

Complies with Part 15 of the FCC Rules

Trade Agreements Act Compliant:

This product is a product of Cambodia and a "designated country" end product that complies with the Trade Agreements Act

Other**Compatible Products:**

ZDIM/LCB Wireless in-wall dimmer switch

LCBLUEREMOTE/W

Wireless remote and scene selector

NANO/LCB

Timekeeping, voice control, remote access

Search other Lightcloud Blue devices. (link to: https://www.rablighting.com/controls/LIGHTCLOUD_BLUE_DEVICES)

Compatible Accessories:

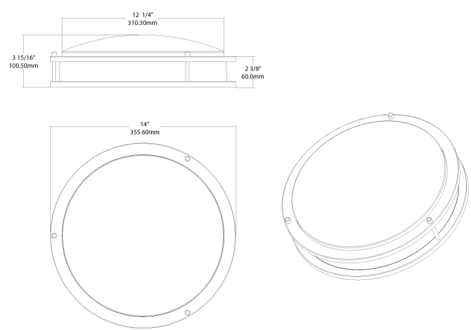
CRVFA-CONVERTIBLE-KIT

Pendant mount for CURV flush mount

5-Year, No-Compromise Warranty:

RAB warrants that our LED products will be free from defects in materials and workmanship for a period of five (5) years from the date of delivery to the end user, including coverage of light output, color stability, driver performance and fixture finish. RAB's warranty is subject to all terms and conditions found at rablighting.com/warranty.

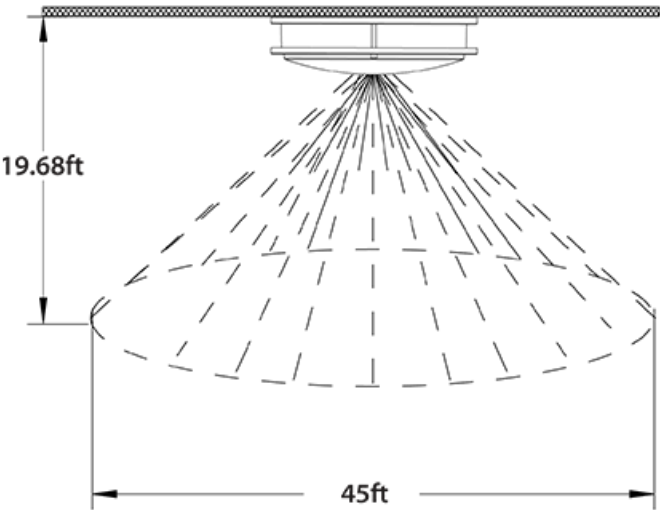
Dimensions



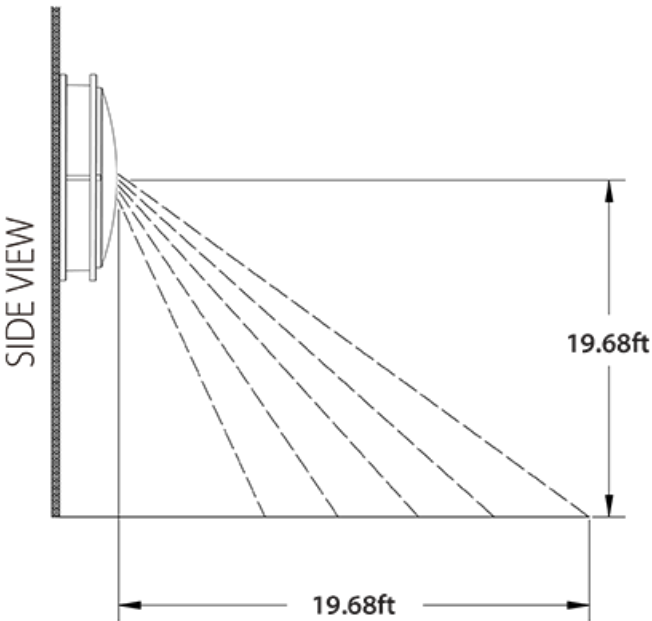
Features

- Surface mount to ceiling or wall
- Field-adjustable "set and forget" color temperature
- Diffused lens provides soft, smooth light
- Ideal for hospitality and multi-family residential applications
- Suitable for wet and damp locations

Coverage Pattern



Ceiling Mount



Wall Mount

Ordering Matrix

Family	Size	Shape	CRI/Color Temp	Driver	Controls	Battery Backup
CURVD	14				/LCBS/MVS	
	12 = 12" 14 = 14" 18 = 18"	Blank = Round	Blank = 90 CRI, 2700/3000/3500/4000/5000K CCT Adjustable	Blank = 120-277V	/LCBS/MVS = Lightcloud Blue w/MVS Sensor	Blank = None /E = Battery Backup