



Color: White w/brushed nickel ring Weight: 5.7 lbs

Project:	Type:
Prepared By:	Date:

Driver Info		LED Info	
Type	Constant Current	Watts	32W
120V	0.30A	Color Temp	2700/3000/3500/4000/5000K
208V	0.17A	Color Accuracy	90 CRI
240V	0.15A	L70 Lifespan	50,000 Hours
277V	0.13A	Lumens	2,200 lm
Input Watts	32W	Efficacy	69

Technical Specifications

Performance

Product Type:
Flush Mount

Description:
5-CCT selectable, back-lit LED retrofit fixture with decorative ring. Installs on standard junction boxes. Dimmable models available for 0-10V or TRIAC dimming systems with optional microwave sensor and/or integrated emergency battery backup.

Wattage Equivalency:
200W Incandescent

Input Wattage:
35W

Nominal Lumens:
2,200lm

Efficacy:
69lm/W

Measured Lumens:
2424lm @ 2700K; 2602lm @ 3000K; 2780lm @ 3500K; 2800lm @ 4000K; 2693lm @ 5000K

Lifespan:
50,000-Hour LED lifespan based on IES LM-70 results

Electrical

Driver:
Constant Current, Class 2

THD:
20%

Power Factor:
≥0.9

Dimmable:
Yes, dimmable down to 10% on compatible 0-10V dimming systems. See Dimmer Compatibility List. Requires separate 0-10V DC dimming circuit.

Input Voltage:
120-277V

Operating Frequency:
60 Hz

Input Current @ 120V (mA):
300mA

Input Current @ 208V (mA):
170mA

Input Current @ 240V (mA):
147mA

Input Current @ 277V (mA):
127mA

Operating Temperature:
-4°F to 104°F (-20°C to 40°C)

Emergency Operation:
90 minutes

Battery Recharge Time:
24 hours

Sensor Settings

Sensor Connection Type:
Integrated, behind the lens

Max Mounting Height:
9 ft

Detection Range:
20 ft diameter at 9 ft mounting height

Sensor Technology:
Microwave (MVS)

Default Setting:
30 second timeout

Adjustable Sensor Settings?:
Yes, using MSR1 remote.

Technical Specifications (continued)

Sensing Type:

Occupancy, Vacancy

Occupied Actions:

On at 100% dim level

Vacant Actions:

Off

Occupancy Timeout:

30 seconds

LED Characteristics

Beam Angle:

120°

Color Temperature:

Field adjustable via dip switch
2700/3000/3500/4000/5000K

Color Accuracy (CRI):

90 CRI

R9 Value:

High color performance with R9 greater than 50

Color Consistency:

<4-step (2700K & 5000K); <7-step
(3000K/3500K/4000K) MacAdam Ellipse binning to
achieve consistent fixture-to-fixture color

Color Stability:

LED color temperature is warrantied to shift no more
than 200K in color temperature over a 5-year period

Color Uniformity:

RAB's range of Correlated Color Temperature follows
the guidelines of the American National Standard for
Specifications for the Chromaticity of Solid State
Lighting (SSL) Products, ANSI C78.377-2017.

Installation

Mounting:

Surface mount

Construction

Size:

18"

Shape:

Round

Finish:

White w/brushed nickel ring

Enclosure Material:

Metal

Trim Style:

Smooth

Lens Finish:

Frosted

Lens:

Polycarbonate light diffuser distributes light evenly
and smoothly for general lighting applications

Compliance

Listings:

UL Listed

Environment:

Suitable for use indoors and outdoors in dry, damp,
or wet environments.

IC Rated:

No

Air Tight:

No

Energy Star Approved:

No

DLC Listed:

No

Certification Model Number:

DLS0188(CRVFAD-18R/MVS/EM)

California Title 20 Compliant:

No

California Title 24 JA8 Compliant:

Can be used to conform with the requirements of
California Title 24 Part 6

California Energy Commission (CEC) Status:

Lawful for Sales in California

NEC Compliant:

Suitable for use in closets. Compliant with NEC Sec.
410.16 (A)(1) and 410.16 (C1).

IESNA LM-79 & LM-80 Testing:

RAB LED luminaires and LED components have been
tested by an independent laboratory in accordance
with IESNA LM-79 and LM-80.

RoHS:

Mercury and UV free. RoHS-compliant components.

FCC:

Complies with Part 15 of the FCC Rules

Other

Compatible Accessories:

CRVFA-CONVERTIBLE-KIT
Pendant mount kit for CRVFA

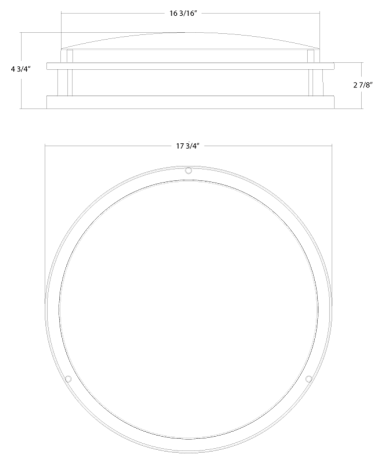
Warranty:

RAB warrants that our LED products will be free from
defects in materials and workmanship for a period of
five (5) years from the date of delivery to the end
user, including coverage of light output, color
stability, driver performance and fixture finish. RAB's
warranty is subject to all terms and conditions found
at rablighting.com/warranty.

Buy American Act Compliance:

RAB values USA manufacturing! Upon request, RAB
may be able to manufacture this product to be
compliant with the Buy American Act (BAA). Please
contact customer service to request a quote for the
product to be made BAA compliant.

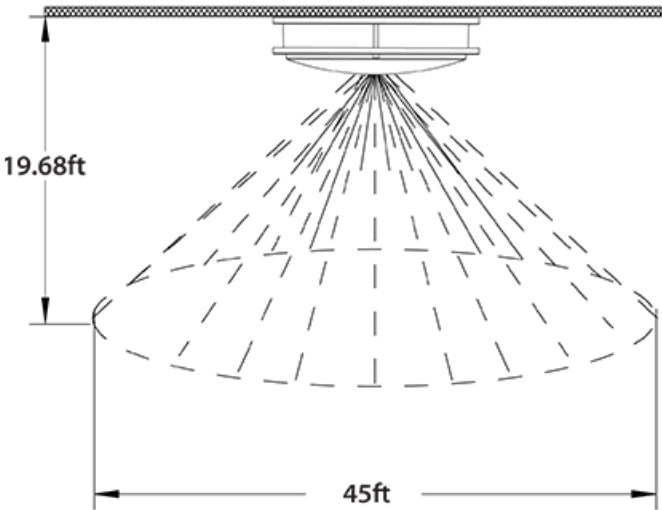
Dimensions



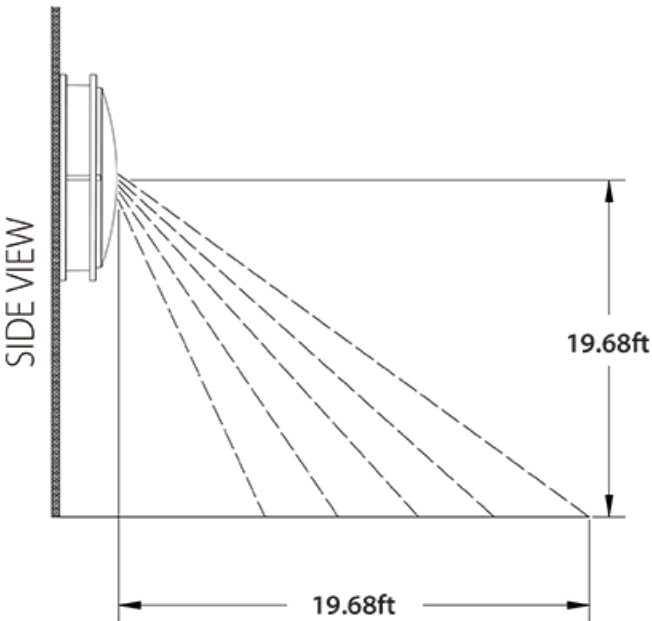
Features

- Surface mount to ceiling or wall
- Field-adjustable "set and forget" color temperature
- Decorative twin-ring design makes fixture ideal for residential applications
- Ideal for hospitality and multi-family residential applications
- Suitable for wet and damp locations

Coverage Pattern



Ceiling Mount



Wall Mount

Ordering Matrix

Family	Type/Finish	Size/Wattage	Shape	CRI/Color Temp	Driver	Sensor	Battery Backup
CRVFA	D	18	R			/MVS	/EM
	D = Decorative, Brushed Nickel	19 = 19", 35W 18 = 18", 35W 14 = 14", 21W 12 = 12", 17W 11 = 11", 17W	R = Round	Blank = 90CRI, 2700/3000/3500/4000/5000K CCT Adjustable	Blank = 120-277V, 0-10V Dimming	/MVS = Microwave Occupancy Sensor	/EM = Emergency Battery Backup