

Welcome



Lightcloud®
Smart LED A19

WE'RE HERE TO HELP:

1(844) LIGHTCLOUD

1(844) 554-4825

Hello

Lightcloud is a wireless lighting control service. The Lightcloud Lamp is an intelligent lamp that connects wirelessly to a Lightcloud system to provide switching, dimming and scene control.

Product Features

Wireless Control & Configuration

Zone Switching & Dimming

Human centric light spectrum

Power monitoring

CCT change

Smart shift ready

CRI > 95

CAUTION

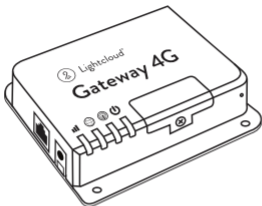
- Not suitable for use with dimmers and sensors unless specifically designed for RAB Lightcloud Lamps.
- Risk of electric shock
- Do not use where directly exposed to water.
- Not intended for use with emergency exit fixtures or emergency lights.
- Only install in operating environments between -4 °F and 104°F (-20°C to 40 °C).

WE'RE HERE TO HELP:

1(844) LIGHTCLOUD

1(844) 554-4825

What You Need



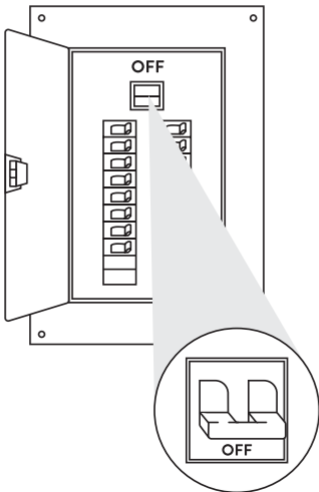
Finding a suitable location

Lightcloud uses a wireless mesh network to connect devices such as the Lightcloud Lamp to the Gateway. Unlike a WiFi router, each Lightcloud device may connect another device to the network. If there is a clear line of sight between two Lightcloud devices, they can be placed up to 1000 feet apart. If the two devices are separated by ordinary drywall construction, try to keep them within 100 feet of each other. Brick, concrete and steel construction may require additional AC-powered Lightcloud devices to go around the obstruction. See the Deployment section of your Gateway for more information.

Setup & Installation


① **Turn off power**

 **WARNING**



② Constant Power Required

Please remove all existing switches, dimmers, sensors, time clocks, or other control devices from all circuits with Lightcloud devices.



③ Install the Lightcloud Lamp

Screw in the Lightcloud lamp into the corresponding lamp base.

Pairing the Lamp

After screwing in, lamp will enter pairing mode automatically if it has not joined a gateway previously. Once gateway has been joined, lamp will indicate by flashing on and off 5 times and then dim to 30% brightness.



Resetting the Lamp

Method 1: 1-10 LAMPS Manual Reset

Power the lamp off and on 5 times consecutively. Do not allow more than 1 second to elapse between switching. The lamp will flash 3 times, then reset to 100% brightness at default CCT.



Method 2: 10+ LAMPS Reset Tool

Reach out to your RAB sales manager to request a **Reset Tool**. The tool simply needs to be placed directly on the lamp for 2 seconds. The lamp will flash 3 times, then reset to 100% brightness at default CCT.



④ Labeling Your Device

When installing devices, it's important to keep track of their Device IDs, installation locations, panel/circuit #s, dimming function, and any additional notes. To organize this information, use the Lightcloud Installer Application (A) or Device Table (B).

④a Lightcloud Installer Application

Install the LC Installer Application:


LC Installer is available for iOS and Android.

Scan & Install Lightcloud Devices:

Scan each device and assign to a room. It's recommended that each device is scanned just before or just after being wired so no devices are missed. The more notes that are given, the easier it is to commission the system.

Send to RAB:


Once all of the devices have been added and organized, submit the information for commissioning.




1. Scan Device Code



2. Enter Device Information



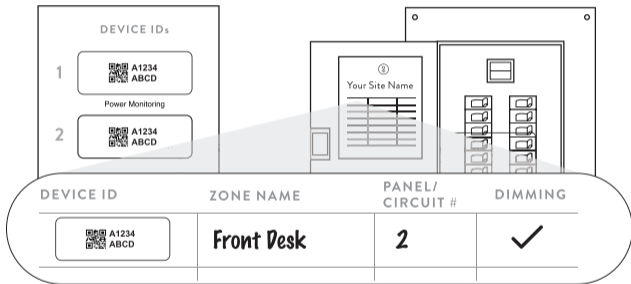
3. Repeat for Additional Devices



4. Send to RAB

4b Device Table

Two Lightcloud Device Tables are provided with each Gateway: one that you can attach to your panel and one to hand off to a building manager. Attach the Device Identification stickers included with each device to a row, then write in additional information, such as Zone name, Panel/Circuit Number, and whether or not a Zone uses dimming.



5 Power Up

To add devices to your Lightcloud network, call RAB at 1 (844) LIGHTCLOUD, or email us at support@lightcloud.com



Lightcloud is a commercial wireless lighting control system. It's powerful and flexible, yet easy to use and install. Learn more at www.lightcloud.com

1(844) LIGHTCLOUD
1(844) 554-4825

RAB[®]

©2020 RAB LIGHTING Inc.

Made in China.

Pat. rablighting.com/ip