

# NULB-8 Series

24V Silk SBC LED Lightbar

Source: 5W/ft. LED  
350lm/ft.

Type

Project

Catalog No.

Notes

## PRODUCT DESCRIPTION

The 24V Silk SBC LED Lightbar produces an incredible 350+ lumens per foot while consuming only 5W at 90+ CRI. The Silk SBC LED Lightbar eliminates the diode image to provide uniform reflectance of light without the hot spots generated by direct view mounted LEDs. The Solid Bus Connectors (SBC) provide a rigid connection between bars, while the flush mount adjustable mounting brackets allow complete zero to 90 degree adjustment. Silk features an ultra low-profile and is available in five lengths with a variety of contractor-friendly installation accessories. Silk SBC can be used in under cabinet, in cabinet, cove, display, and general commercial, retail and residential lighting applications.

## FEATURES

- Uniform reflectance with NO diode image
- 350 lumens per foot
- 3000K or 4000K @ 90+ CRI
- Five different lengths; 6", 12", 24", 36" and 48"
- Easy installation with flush mount 0°-90° adjustable mounting brackets (included)
- Solid Bus Connector (SBC) included
- Dimmable with dimmable power supply
- Aluminum and Black finish
- Can be connected up to 16' per run

## INCLUDED WITH EVERY LIGHTBAR

(1) SBC End-to-End Connector [NAL-800], (2) Flat Mounting Clips [NAL-801], (2) 0°-90° Adjustable Mounting Clips [NAL-809]

Note: 36" and 48" lightbars include three mounting clips each

## SPECIFICATION

**Construction:** Solid aluminum extrusion with flush mounted end caps

**Finishes:** Natural Aluminum or Black (special order)

## ELECTRICAL

**Input Voltage:** 24V

**Lumens / Wattage:** 6" = 175lm / 2.4W; 12" = 350lm / 4.8W; 24" = 700lm / 9.6W; 36" = 1050lm / 14.4W; 48" = 1400lm / 19.2W

**Color Temperature:** 2700K (While Supplies Last), 3000K or 4000K

**Color Rendering Index:** 90+ CRI

**Operating Temperature:** -25°C to 60°C

**Dimming:** Dimmable with Dimmable LED Driver

**Maximum Run Length:** 16'

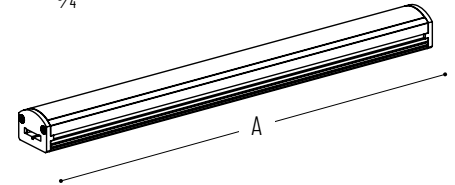
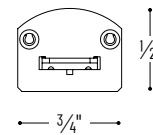
**Life Expectancy:** 30,000 hours @ L70

## LABELS AND LISTINGS

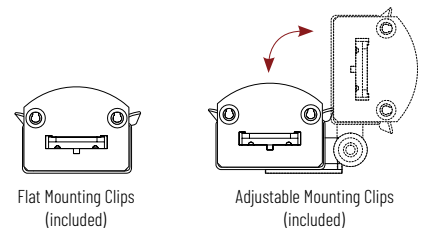
- cULus Listed for Damp Location
- 3-Year Limited Warranty



## PRODUCT IMAGES & DIMENSIONS



| Dimensions  | Length (A)                          |
|-------------|-------------------------------------|
| NULB-806LED | 5- <sup>15</sup> / <sub>16</sub> "  |
| NULB-812LED | 11- <sup>1</sup> / <sub>16</sub> "  |
| NULB-824LED | 23- <sup>9</sup> / <sub>16</sub> "  |
| NULB-836LED | 35- <sup>1</sup> / <sub>16</sub> "  |
| NULB-848LED | 46- <sup>15</sup> / <sub>16</sub> " |



## 24V Silk SBC LED Lightbar

| Length / Lumens / Wattage                 | CCT / CRI                   | Finish                                |
|-------------------------------------------|-----------------------------|---------------------------------------|
| <b>NULB-806LED</b> = 6" / 175lm / 2.4W    | <b>930</b> = 3000K / 90 CRI | <b>A</b> = Natural Aluminum           |
|                                           | <b>940</b> = 4000K / 90 CRI | <b>B</b> = Black (special order only) |
| <b>NULB-812LED</b> = 12" / 350lm / 4.8W   | <b>927</b> = 2700K / 90 CRI | <b>A</b> = Natural Aluminum           |
|                                           | <b>930</b> = 3000K / 90 CRI | <b>B</b> = Black (special order only) |
|                                           | <b>940</b> = 4000K / 90 CRI |                                       |
| <b>NULB-824LED</b> = 24" / 700lm / 9.6W   | <b>930</b> = 3000K / 90 CRI | <b>A</b> = Natural Aluminum           |
|                                           | <b>940</b> = 4000K / 90 CRI | <b>B</b> = Black (special order only) |
| <b>NULB-836LED</b> = 36" / 1050lm / 14.4W | <b>930</b> = 3000K / 90 CRI | <b>A</b> = Natural Aluminum           |
|                                           | <b>940</b> = 4000K / 90 CRI | <b>B</b> = Black (special order only) |
| <b>NULB-848LED</b> = 48" / 1400lm / 19.2W | <b>930</b> = 3000K / 90 CRI | <b>A</b> = Natural Aluminum           |
|                                           | <b>940</b> = 4000K / 90 CRI | <b>B</b> = Black (special order only) |

Example: **NULB-824LED930A** = 24" Silk SBC LED Lightbar, 3000K / 90 CRI, Natural Aluminum finish

# NULB-8 Series

## 24V Silk SBC LED Lightbar Accessories

Type

Project

Catalog No.

Notes



Power Line Cable w/RCA Jack

**NAL-808/24W** 24" Cable  
**NAL-808/72W** 72" Cable

Connects any Lightbar run to a driver through RCA jack.



Power Line Cable w/Open Wire

**NAL-810/12W** 12" Cable  
**NAL-810/72W** 72" Cable

Connects any Lightbar run to a driver through an open wire.



Power Line Cable w/Terminal Block

**NAL-812TBW** 12" Cable  
**NAL-872TBW** 72" Cable

Connects any Lightbar run to a driver through a terminal block.



Side Power Line Cable w/RCA Jack

**NAL-807W** 12" Right Feed  
**NAL-807LW** 12" Left Feed  
**NAL-807/72W** 72" Right Feed  
**NAL-807/72LW** 72" Left Feed

Connects any Lightbar run to a driver through RCA jack at a 90° angle.



Side Power Line Cable w/Open Wire

**NAL-811/12W** 12" Right Feed  
**NAL-811/12LW** 12" Left Feed  
**NAL-811/72W** 72" Right Feed  
**NAL-811/72LW** 72" Left Feed

Connects any Lightbar run to a driver through an open wire at a 90° angle.



Solid Bus Connector (SBC)

**NAL-800**

Used to join two fixtures seamlessly together. One included with each luminaire.



Interconnection Cable

**NAL-802W** 2" Cable  
**NAL-806W** 6" Cable  
**NAL-812W** 12" Cable  
**NAL-824W** 24" Cable  
**NAL-872W** 72" Cable

Used to join two fixtures together or to in-line dimmer or motion sensor.



In-Line Touch Dimmer Control

**NAL-855**

Tap "On" for 100%, tap again for 75%, again for 50%, again for 25% and again for "Off." No power failure memory.



In-Line Motion Sensor

**NAL-830**

12' maximum activation distance; 20 seconds auto off; 120° detection zone; 4A max. load memory.



Flat Mounting Clips

**NAL-801** Pack of Two

Set of two brackets used to mount fixture flush. Two or three brackets are included with each luminaire.



0-90° Adjustable Mounting Clips

**NAL-809** Pack of Two

Set of two brackets used to angle fixture between 0° to 90°. Two or three brackets are included with each luminaire.



45° Angled Mounting Clips

**NAL-845** Pack of Two

Set of two brackets used to mount fixture at 45°.



Adjustable Mounting Clips

**NAL-880** Pack of Two

Set of two brackets used to angle fixture between 0° to 180°.

# NULB-8 Series

## 24V Silk SBC LED Lightbar Drivers & Accessories

Type

Project

Catalog No.

Notes



Direct Plug-In LED Driver

**NATL-524W** 24V 24W  
**NATL-545W** 24V 45W

**Input Voltage:** 120V  
**Cable Length:** 6'



Direct Plug-In LED Driver

**NATL-596W** 24V 96W

**Input Voltage:** 120V  
**Input Wire:** 44" Cord and Plug  
**Output Wire:** 58" Power line connector



Class II Hardwire LED Driver

**NATL-5030HW** 24V 30W  
**NATL-5100HW** 24V 81.6W

**Input Voltage:** 120-240V  
**Dimming:** Non-Dimmable  
**Includes:** 10' Power Line Connector



Class II Hardwire LED Driver  
0-10V Dimming

**NATL-5096-24-HWD10** 24V 81.6W

**Input Voltage:** 120-277V  
**Dimming:** 0-10V  
**Includes:** 10' Power Line Connector



Class II Hardwire LED Driver  
ELV Dimming

**NATLED-5040HW** 24V 40W  
**NATLED-5075HW** 24V 75W

**Input Voltage:** 120V  
**Dimming:** ELV  
**Includes:** 10' Power Line Connector



Class II Hardwire LED Driver  
MLV Dimming

**NMT-48/24C2D1** 48W  
**NMT-96/24C2D1** 96W

**Input Voltage:** 120V  
**Dimming:** Magnetic Low Voltage  
**Includes:** 10' Power Line Connector



Class II Hardwire LED Driver  
with Breakers, MLV Dimming

**NMT-303/24C2D1** 120V input  
**NMT-303/24C2D1** 277V input

**Input Voltage:** 120V or 277V  
**Dimming:** Magnetic Low Voltage  
**Breakers:** (3) 100W  
**Note:** Power Line Connector(s) not included



Class II Hardwire LED Driver  
with Regulator, MLV Dimming

**NMTD-60/24D** 24V 60W  
**NMTD-96/24D** 24V 96W

**Input Voltage:** 120-277V  
**Dimming:** Magnetic Low Voltage  
**Regulator:** Integral regulator for constant current and voltage  
**Includes:** 10' Power Line Connector



NEXUS® All-in-One LED Driver  
and Dimmer

**NATL-SWEX100/24A** 24V 100W

**NATL-SWEX60/24A** 24V 60W

**NATL-SWEX/3FP** 3 Face Plates

**Input Voltage:** 120V  
**Dimming:** Integral Dimmer  
**Description:** Eliminates the driver and allows 120V input and 24V output from a single gang box. 100-5% dimming and on/off switch.



Power Line Connector

**NALTL-10** 10' Power Line  
**NALTL-30** 30' Power Line

For use with Class II drivers. Carries output from driver, requires power line interconnectors.

**NATL-302W** 5" Splitter

Splits power line connector into two separate leads, requires power line cable.



Touch Dimmer with Memory

**NATL-518W**

72W max., no power fail memory, touch on/off and hold to dim.



Low Voltage Splice Box

**NATL-415W**

Use to join low voltage lead to power line connector.



Terminal Block

**NATL-407** 4-Way  
2-3/8"L x 1-1/8"W x 7/8"D

**NATL-408** 8-Way  
4"L x 1-1/8"W x 7/8"D



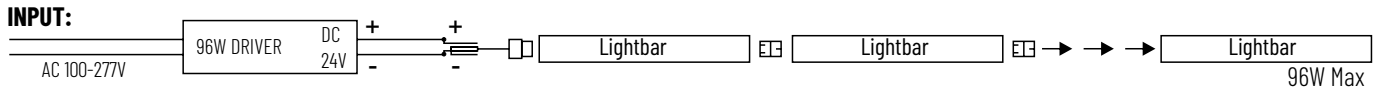
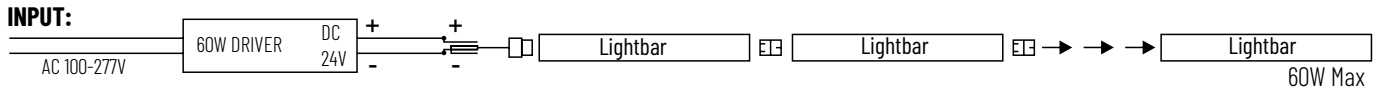
Wire Clip, Plastic - 10pk

**NATL-404W** J-Clip  
**NATL-405W** Over the Wire  
**NATL-406W** Square Clip

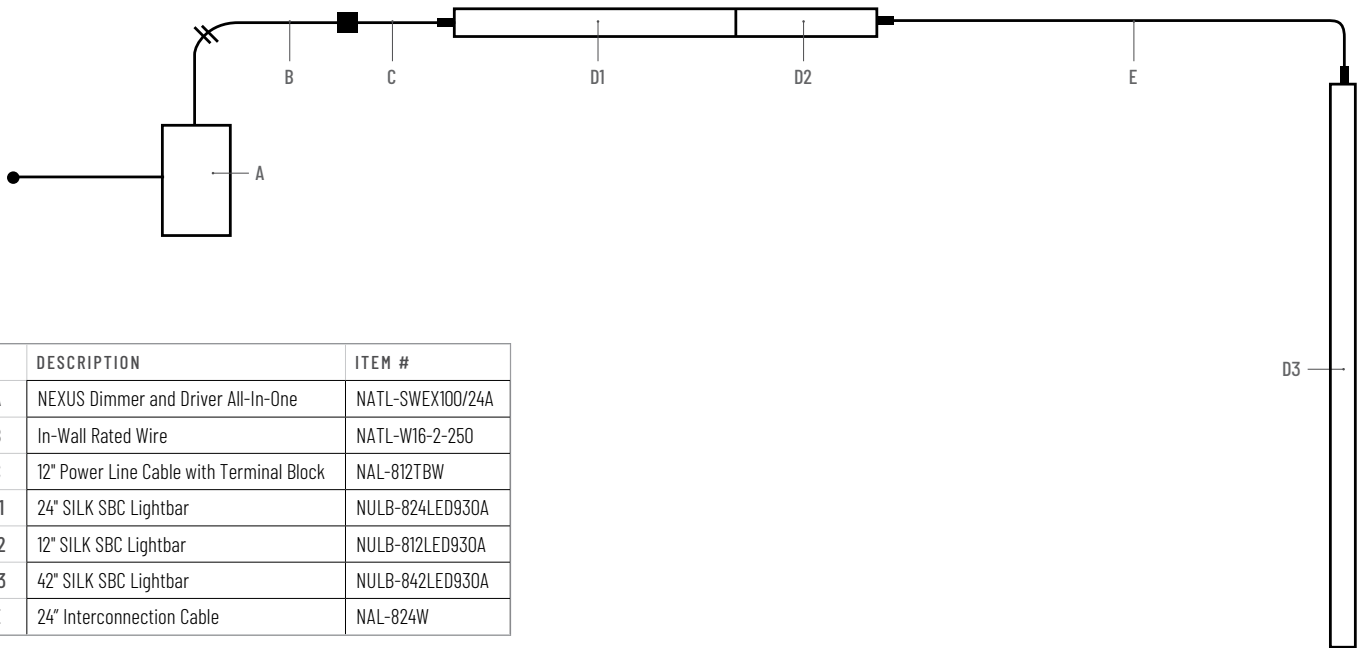
# NULB-8 Series

24V Silk SBC LED Lightbar - Sample Layout

|             |  |
|-------------|--|
| Type        |  |
| Project     |  |
| Catalog No. |  |
| Notes       |  |



Please make sure that the total power of the run does not exceed the rating of the driver.



|    | DESCRIPTION                              | ITEM #           |
|----|------------------------------------------|------------------|
| A  | NEXUS Dimmer and Driver All-In-One       | NATL-SWEX100/24A |
| B  | In-Wall Rated Wire                       | NATL-W16-2-250   |
| C  | 12" Power Line Cable with Terminal Block | NAL-812TBW       |
| D1 | 24" SILK SBC Lightbar                    | NULB-824LED930A  |
| D2 | 12" SILK SBC Lightbar                    | NULB-812LED930A  |
| D3 | 42" SILK SBC Lightbar                    | NULB-842LED930A  |
| E  | 24" Interconnection Cable                | NAL-824W         |