

NLOPAC-R8T24

8" AC Opal - LED Surface Mount

Source: 32W LED

Up to 2150lm

Type

Project

Catalog No.

Notes

PRODUCT DESCRIPTION

The AC Opal LED Series LED fixture is designed to surface mount over a standard junction box. The low profile dimmable luminaire produces even illumination and is cULus listed for wet locations.

FEATURES

- AC LED (No Driver)
- Dimmable
- 2700K, 3000K, 4000K or 5000K @ 90+ CRI
- White, bronze or natural metal finishes
- Mount on standard 4" junction box
- ENERGY STAR certified

SPECIFICATION

Construction: One piece aluminum die formed housing and trim. Aluminum body dissipates heat and extends life.

Mounting: AC Opal (no driver) is flat on the back and suitable for installation on most 4" octagon boxes or 4/0 plaster ring. Luminaires can be installed in covered ceiling and wall mount.

Optics: Nora specified and designed precision molded lens for optimal lumen output and even distribution.

Finishes: Available in white, bronze and natural metal finishes.

Ratings: IC rated when used with a 4" electrical junction box rated for direct contact with insulation. Fire rated when used with a fire rated junction box.

ELECTRICAL

Input Voltage: 120V

Lumens / Wattage: Up to 2150lm / 32W

Color Temperature: 2700K, 3000K, 4000K, 5000K

Color Rendering Index: 90+ CRI

Operating Temperature: 0°-45°C

Dimming: 5% with Triac or 10% with ELV

[Click Here](#) or check complete dimmer list at www.NoraLighting.com in the "Compatibility" page under "Resources" tab

ACCESSORIES

NLOPAC-56RECKIT-2: Opal can be mounted in 5" or 6" recessed housings using optional torsion spring kit.

NLOPAC-4BKT-2: Universal bracket for mounting to 4" square junction boxes.

LISTING

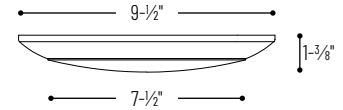
- cULus Listed for wet locations (covered ceiling only)
- ENERGY STAR certified
- [5-Year Limited Warranty](#)
- RoHS Compliant
- Certified to the high efficacy requirements of California Title 24 JA8-2022
- Suitable for use in closets when installed in accordance to NEC Section 410.16 (A)(1) and 410.16 (C)(1).



Performance Data

Part Number	Lumens	CCT
NLOPAC-R8T2427W	1901lm	2700K
NLOPAC-R8T2430W	2074lm	3000K
NLOPAC-R8T2440W	2182lm	4000K
NLOPAC-R8T2450W	2144lm	5000K

PRODUCT IMAGES AND DIMENSIONS



BZ
Bronze



NM
Natural Metal



W
White



NLOPAC-56RECKIT-2
Retrofit Kit for 5" or 6" Recessed Housings



NLOPAC-4BKT-2
Universal Bracket for 4" Square Junction Boxes

8" AC Opal - LED Surface Mount

Lumens / Wattage	Color Temperature	Finish
NLOPAC-R8T24 = 2150lm / 32W	27 = 2700K	BZ = Bronze
	30 = 3000K	NM = Natural Metal
	40 = 4000K	W = White
	50 = 5000K	

Optional Accessories

Description
NLOPAC-56RECKIT-2 = Retrofit Kit for 5" or 6" Recessed Housings
NLOPAC-4BKT-2 = Universal Bracket for 4" Square Junction Boxes

Example: **NLOPAC-R8T2440W** = 8" AC Opal T24, 2150lm / 32W, 4000K, White finish

PHOTOMETRICS

8" AC Opal - LED Surface Mount

Type

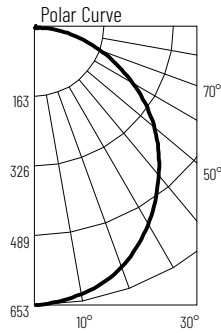
Project

Catalog No.

Notes

Test Information

Test Number: NTS110
 Part Number: NLOPAC-R8T2427W
 Beam Spread: 109° Wide Flood
 Lumens: 1901lm
 Wattage: 31.2W
 Efficacy: 61lpw
 CCT / CRI: 2700K / 90 CRI
 Spacing Criteria (0°-180°): 1.24
 Spacing Criteria (90°-270°): 1.24



Illuminance at a Distance

Distance from Luminaire	FC at Nadir	Beam Diameter
12'	4.5fc	34'-1"
14'	3.3fc	39'-8"
16'	2.5fc	45'-5"
18'	2fc	51'-1"
20'	1.6fc	56'-10"

Zonal Lumen Summary

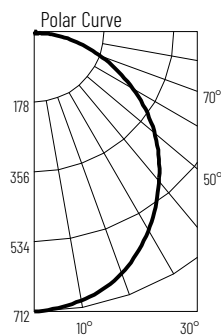
Zone	Lumens	% Luminaire
0-30	499	26.3
0-40	812	42.7
0-60	1424	74.9
0-90	1862	98
90-180	39	2
0-180	1901	100

Candela Table

Vertical Angles	Candela
0	650
5	648
15	619
25	570
35	501
45	415

Test Information

Test Number: NTS111
 Part Number: NLOPAC-R8T2430W
 Beam Spread: 109° Wide Flood
 Lumens: 2074lm
 Wattage: 31.33W
 Efficacy: 66lpw
 CCT / CRI: 3000K / 90 CRI
 Spacing Criteria (0°-180°): 1.24
 Spacing Criteria (90°-270°): 1.24



Illuminance at a Distance

Distance from Luminaire	FC at Nadir	Beam Diameter
12'	4.9fc	34'
14'	3.6fc	39'-8"
16'	2.8fc	45'-5"
18'	2.2fc	51'
20'	1.8fc	56'-8"

Zonal Lumen Summary

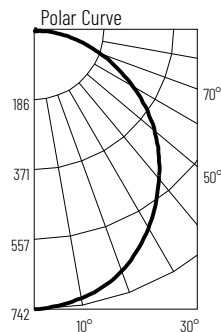
Zone	Lumens	% Luminaire
0-30	544	26.2
0-40	886	42.7
0-60	1554	74.9
0-90	2032	97.9
90-180	43	2.1
0-180	2074	100

Candela Table

Vertical Angles	Candela
0	710
5	709
15	681
25	619
35	545
45	457

Test Information

Test Number: NTS112
 Part Number: NLOPAC-R8T2440W
 Beam Spread: 110° Wide Flood
 Lumens: 2182lm
 Wattage: 30.8W
 Efficacy: 71lpw
 CCT / CRI: 4000K / 90 CRI
 Spacing Criteria (0°-180°): 1.24
 Spacing Criteria (90°-270°): 1.24



Illuminance at a Distance

Distance from Luminaire	FC at Nadir	Beam Diameter
12'	5.1fc	34'-7"
14'	3.8fc	40'-5"
16'	2.9fc	46'-1"
18'	2.3fc	51'-11"
20'	1.9fc	57'-7"

Zonal Lumen Summary

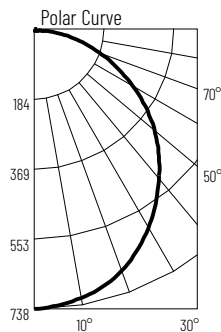
Zone	Lumens	% Luminaire
0-30	568	26
0-40	926	42.4
0-60	1629	74.6
0-90	2136	97.9
90-180	46	2.1
0-180	2182	100

Candela Table

Vertical Angles	Candela
0	740
5	739
15	705
25	648
35	573
45	478

Test Information

Test Number: NTS113
 Part Number: NLOPAC-R8T2450W
 Beam Spread: 109° Wide Flood
 Lumens: 2144lm
 Wattage: 30.69W
 Efficacy: 70lpw
 CCT / CRI: 5000K / 90 CRI
 Spacing Criteria (0°-180°): 1.24
 Spacing Criteria (90°-270°): 1.24



Illuminance at a Distance

Distance from Luminaire	FC at Nadir	Beam Diameter
12'	5.1fc	33'-8"
14'	3.8fc	39'-4"
16'	2.9fc	44'-11"
18'	2.3fc	50'-6"
20'	1.8fc	56'-1"

Zonal Lumen Summary

Zone	Lumens	% Luminaire
0-30	563	26.3
0-40	917	42.8
0-60	1607	74.9
0-90	2099	97.9
90-180	44	2.1
0-180	2144	100

Candela Table

Vertical Angles	Candela
0	735
5	730
15	702
25	643
35	563
45	470