

NLCBS-4

4" Cobalt Dedicated Shallow Reflectors

Source: 13.5W to 16.5W LED
850lm to 1250lm

Type
Project
Catalog No.
Notes

PRODUCT DESCRIPTION

4" Cobalt shallow reflectors are dedicated for Cobalt shallow housing. Available in multiple finishes and lumens outputs, also in round and square apertures. Cobalt family utilize Cree LED technology throughout, for a consistent and uniform appearance.

FEATURES

- 850lm or 1250lm LED packages
- 2700K, 3000K, 3500K or 4000K @ 90+ CRI
- Cree® COB LED Technology
- 5-Year limited warranty
- ENERGY STAR certified
- cULus listed for wet locations

ELECTRICAL

Delivered Lumens / Wattage:

85 = 1098lm / 13.5W @ 4000K

12 = 1330lm / 16.5W @ 4000K

(Delivered lumens will vary depending on reflector, CCT and finish)

Color Temperature: 2700K, 3000K, 3500K, 4000K

Color Rendering Index: 90+ CRI

Operating Temperature: 0°C to 25°C

Dimming: Determined by housing

COMPATIBLE HOUSING

Shallow reflectors are compatible with Cobalt Shallow housing manufactured by Nora Lighting.

CATALOG NO.	DESCRIPTION	LUMENS / WATTAGE
NHSIC-485LE3LT	Shallow IC Air-Tight New Construction	850lm / 13.5W
NHSIC-412LE4LT	Shallow IC Air-Tight New Construction	1250lm / 16.5W

LABELS AND LISTINGS

- cULus Listed for Wet Locations
- ENERGY STAR certified
- Patent #D797,977S; D871,644S; D824,568S; D877,390S
- Certified to the high efficacy requirements of California Title 24 JA8-2022
- [5-Year Limited Warranty](#)
- RoHS Compliant



4" Cobalt Shallow Reflectors - Requires Cobalt Shallow Housing

Reflector Type	Lumens / Wattage	Color Temp.	Finishes (See chart below)
NLCBS-453 = Square w/Round Aperture	85 = 850lm / 13.5W	27 = 2700K	BB = Black / Black
NLCBS-456 = Square w/Square Aperture	12 = 1250lm / 16.5W	30 = 3000K	BW = Black / White
NLCBS-4W51 = Round Reflector		35 = 3500K	BZ = Bronze / Bronze
NLCBS-4W52 = Round Baffle		40 = 4000K	DW = Diffused / White
			DMPW = Diffused / Matte Powder White
			HMPW = Haze / Matte Powder White
			HZW = Haze / White
			MPW = Matte Powder White
			NN = Natural Metal / Natural Metal
			PW = Pewter / White
			WW = White / White

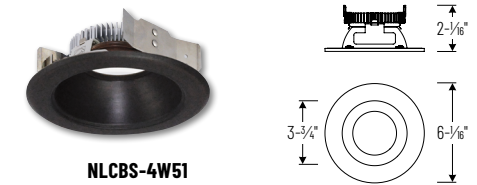
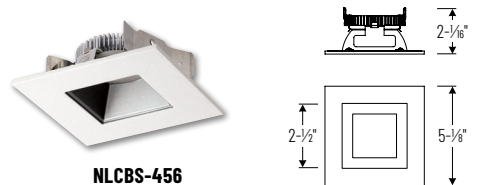
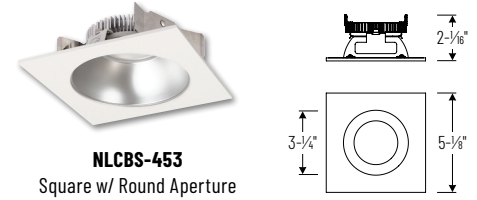
Available Trim Finishes

	BB	BW	BZ	DW	DMPW	HMPW	HZW	MPW	NN	PW	WW
453			•	•			•	•			•
456	•	•	•				•	•	•	•	•
4W51			•		•	•		•			•
4W52			•				•	•			•

Example: **NLCBS-4538530WW** = 4" Cobalt Shallow Square Reflector w/Round Aperture, 850lm / 13.5W LED, 3000K, White Reflector / White Flange

PRODUCT IMAGES & DIMENSIONS

PATENT No.:
D797,977S
D871,644S
D824,568S
D877,390S



NHSIC-4

4" Cobalt Shallow IC Air-Tight Housing

Source: 13.5W to 16.5W LED
850lm to 1250lm

Type

Project

Catalog No.

Notes

PRODUCT DESCRIPTION

Shallow specification grade new construction housing that is only 2-5/8" tall. The housing is ideal for multi-family and residential applications. The driver is completely accessible from below the ceiling with a patent pending design.

FEATURES

- Patented Design
- Shallow 2-5/8" height
- Complete access to driver from below
- Adjustable collar for up to 1-1/2" ceiling thickness
- 5-Year limited warranty
- cULus listed for wet locations

CONSTRUCTION

Housing: 0.04" steel housing with two inner boxes adjusts from 3/8" to a maximum ceiling thickness of 1-1/2". Heavy gauge welded steel suitable for contact with insulation. Meets ASTM-283 Air Tight requirements. Housing contains patent pending movable driver compartment for easy access to driver after installation. Fixture compartment contains quick connect for dedicated Cobalt trims. Spring brackets accept torsion wing trim springs.

Bar Hangers: Two 13-3/4" to 24-1/2" heavy duty adjustable bar hangers with captive nails are included on frame. Bar hangers are parallel to junction box, but can be repositioned 90° perpendicular to junction box if desired. "L" Shaped bar hanger foot to align to bottom of construction joist. The housing is centered along the bar hangers at full extension, cannot be adjusted.

Junction Box: Prewired 25 cubic inch 0.075" thick galvanized steel, with four .88" Romex® pryouts, and snap on covers. All leads are #18AWG wire, the ground wire is connected to the wiring compartment, and quick connectors are supplied on all leads. Maximum of 8 no. 12 AWG through branch circuit conductors suitable for at least 90°C permitted in junction box.

ELECTRICAL

Input Voltage: 120V or 120-277V (must specify)

Wattage: 13.5W or 16.5W

Operating Temperature: 0°C to 25°C

Dimming: Triac, ELV or 0-10V dimming (must specify)

[Click Here](#) or check complete dimmer list at www.NoraLighting.com in the "Compatibility" page under "Resources" tab

COMPATIBLE REFLECTORS

CATALOG NO.	DESCRIPTION
NLCBS-453	4" Square Reflector with Round Aperture
NLCBS-456	4" Square Reflector with Square Aperture
NLCBS-4W51	4" Round Reflector
NLCBS-4W52	4" Round Baffle

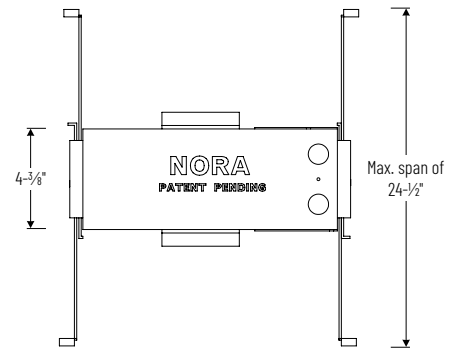
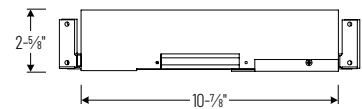
LABELS AND LISTINGS

- cULus Listed for Damp Locations (wet location when used with compatible reflector)
- Meets or exceeds ASTM-283 Air-Tight Requirements
- Patent #D877,390S
- Certified to the high efficacy requirements of California Title 24 JA8-2022
- [5-Year Limited Warranty](#)



PRODUCT IMAGES & DIMENSIONS

PATENT No.:
D877,390S



4" Cobalt Shallow IC Air-Tight Housing - Compatible with Cobalt Shallow Reflectors

Housing Type

NHSIC-485LE3LT = 850lm / 13.5W / 120V Input; Triac/ELV dimming

NHSIC-412LE4LT = 1250lm / 16.5W / 120-277V Input; Triac/ELV/0-10V dimming

Example: **NHSIC-485LE3LT** = 4" Cobalt Shallow IC Air-Tight Housing, 850lm / 13.5W / 120V Input; Triac/ELV dimming

PHOTOMETRICS

4" Cobalt Dedicated Shallow Reflectors

Type

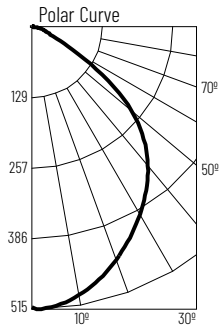
Project

Catalog No.

Notes

Test Information

Test Number: NTR1182
 Part Number: NLCBS-4W518540WW
 Lumens: 1098lm
 Wattage: 13.3W
 Efficacy: 83lpw
 CCT / CRI: 4000K / 90 CRI
 Spacing Criteria (0°-180): 1.16
 Spacing Criteria (90°-270): 1.18



Illuminance at a Distance

Distance from Luminaire	FC at Nadir	Beam Diameter
4'	32.2fc	9'-2"
6'	14.3fc	13'-11"
8'	8fc	18'-6"
10'	5.1fc	23'-1"
12'	3.6fc	27'-8"

Zonal Lumen Summary

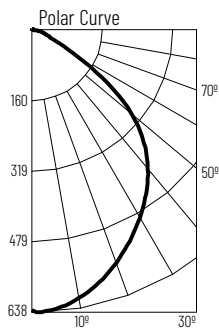
Zone	Lumens	% Luminaire
0-30	381	34.7
0-40	611	55.6
0-60	998	90.9
0-90	1090	99.3
90-180	8	0.7
0-180	1098	100

Candela Table

Vertical Angles	Candela
0	514
5	511
15	479
25	427
35	369
45	298

Test Information

Test Number: NTR1177
 Part Number: NLCBS-4W511240WW
 Lumens: 1330lm
 Wattage: 15.4W
 Efficacy: 86lpw
 CCT / CRI: 4000K / 90 CRI
 Spacing Criteria (0°-180): 1.16
 Spacing Criteria (90°-270): 1.18



Illuminance at a Distance

Distance from Luminaire	FC at Nadir	Beam Diameter
4'	39.7fc	9'
6'	17.6fc	13'-7"
8'	9.9fc	18'-1"
10'	6.3fc	22'-7"
12'	4.4fc	27'-1"

Zonal Lumen Summary

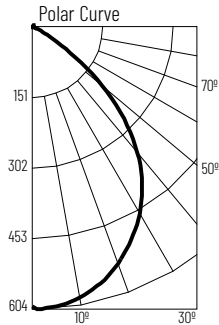
Zone	Lumens	% Luminaire
0-30	468	35.2
0-40	749	56.3
0-60	1212	91.2
0-90	1320	99.3
90-180	10	0.7
0-180	1330	100

Candela Table

Vertical Angles	Candela
0	634
5	630
15	591
25	525
35	449
45	360

Test Information

Test Number: NTR11275
 Part Number: NLCBS-4561230HZW
 Lumens: 1035lm
 Wattage: 15.4W
 Efficacy: 67lpw
 CCT / CRI: 3000K / 90 CRI
 Spacing Criteria (0°-180): 1.16
 Spacing Criteria (90°-270): 1.08



Illuminance at a Distance

Distance from Luminaire	FC at Nadir	Beam Diameter
4'	37.4fc	6'-11"
6'	16.6fc	10'-4"
8'	9.3fc	13'-10"
10'	6fc	17'-2"
12'	4.2fc	20'-7"

Zonal Lumen Summary

Zone	Lumens	% Luminaire
0-30	442	42.7
0-40	687	66.4
0-60	974	94.1
0-90	1009	97.4
90-180	27	2.6
0-180	1035	100

Candela Table

Vertical Angles	Candela
0	598
5	599
15	567
25	501
35	393
45	223