

NLCBC2-55 Series

5" Cobalt Click LED Retrofit Reflectors

Source: 12W LED

750lm or 1000lm

PRODUCT DESCRIPTION

Cobalt retrofit series is cULus classified for use in existing IC or Non-IC housings manufactured by Nora and others. The 5" retrofit click luminaires produce up to 1000 lumen output at 90+ CRI. The Cobalt series intergrates an array of COB LEDs, giving bright spectacular light output and low power consumption.

FEATURES

- 750lm or 1000lm LED output
- 2700K, 3000K, 3500K or 4000K @ 90+ CRI
- COB LED or Comfort Dim technology
- 120V or 120V-277V input voltage
- Includes medium base socket adapter for easy retrofitting in 5" recessed housings
- 5-year limited warranty
- ENERGY STAR certified
- cULus classified for wet locations

SPECIFICATION

Trim: UTM thermal management features an integral driver, large heat sink and the latest COB technology. The patented "Click" system allows the aluminum spun trims to be easily changed in the field with the help of spring mounting clips which properly secure them to the LED module.

Mounting: Two steel, spring mounting blades allow for easy and secure mounting in most 5" housings.

Retrofit: Cobalt retrofit series includes medium base screw-socket adapter (NRA-211SM) for retrofitting into existing medium base downlight housings. GU24 socket adapter is available for use with GU24 housings, must specify NRA-212SM.

ELECTRICAL

Input Voltage: 120V or 120V-277V, must specify

Lumens / Wattage: 750lm / 12W or 1000lm / 12W

Color Temperature: 2700K, 3000K, 3500K or 4000K

Color Rendering Index: 90+ CRI

Operating Temperature: 0-35°C

Lifetime: 50,000 hours @ L70

Comfort Dim: Comfort Dim color tunes the temperature from a bright 3100K, to a romantic and comfortable 1700K on a gradual, even curve.

Dimming: Available in Triac/ELV/0-10V, must specify

[Click Here](#) or check complete dimmer list at

www.NoraLighting.com in the "Compatibility" page under "Resources" tab

COMPATIBLE HOUSINGS

Cobalt retrofit reflectors are compatible with most 5" IC and Non-IC housings by Nora and others.

Fire Box

[NFBIC-5LMRATA*](#)

ICAT Dedicated LED

[NFBIC-5LMRATA/4W*](#)

ICAT Dedicated LED for LE4

[NFBIC-5INCATA](#)

ICAT Line Voltage

New Construction

[NHIC-527LMRAT*](#)

Shallow ICAT Dedicated LED

[NHIC-5LMRAT*](#)

ICAT Dedicated LED

[NHIC-5LMRAT/4W*](#)

ICAT Dedicated LED for LE4

[NHIC-5LMRAT/EM*](#)

ICAT Dedicated LED for EM

[NHIC-5LMRAT/6WEM*](#)

ICAT Dedicated LED for EM+LE4

[NHIC-5LMRAT/277*](#)

ICAT Dedicated LED, 277V

(includes step-down transformer)

[NHIC-527OAT](#)

Shallow ICAT Line Voltage

[NHIC-501OAT](#)

ICAT Line Voltage

[NH-501Q](#)

Non-IC Line Voltage

[NHIC-5G24ATFL](#)

ICAT GU24

Remodel

[NHRIC-527LMRAT*](#)

Shallow ICAT Dedicated LED

[NHRIC-5LMRAT*](#)

ICAT Dedicated LED

[NHRIC-527OAT](#)

Shallow ICAT Line Voltage

[NHRIC-504OAT](#)

ICAT Line Voltage

[NHR-504Q](#)

Non-IC Line Voltage

* Nora Dedicated LED housings are cULus listed for use only with Nora LED Retrofits.

ACCESSORIES

NLCBC-5EYELID: Round eyelid used to convert round reflector or baffle to half moon wall wash trim.

NLCBC-5OR: Round oversize ring used to cover ceiling cut-outs up to 7".

LABELS AND LISTINGS

- cULus classified for Wet Locations
- ENERGY STAR certified (not black, bronze or copper)
- 5-Year Limited Warranty
- Meets ASTM-E283 Air-Tight requirements
- Patent #D797,977S; D871,644S; D824,568S
- Certified to the high efficacy requirements of California Title 24 JA8-2022



Type

Project

Catalog No.

Notes

PRODUCT IMAGES & DIMENSIONS



5" Cobalt Click LED Retrofit Reflectors

Reflector Type	Color Temp.	Finish (see chart below)	Lumens / Wattage	Dimming & Emergency
NLCBC2-551 = Round Reflector	27 = 2700K	BB = Black / Black	(blank) = 750lm / 12W	(blank) = 120V Triac/ELV
NLCBC2-552 = Round Baffle	30 = 3000K	BW = Black / White	/10 = 1000lm / 12W	EM = Remote Emergency (requires Nora EM housing)
NLCBC2-553 = Square Round	35 = 3500K	BZBZ = Bronze / Bronze		LE4 = 120V 0-10V/Triac/ELV 277V 0-10V (req. Nora 4W housing)
NLCBC2-556 = Square Regress	40 = 4000K	COCO = Copper / Copper		LE4EM = LE4 w/ Remote Emergency (requires Nora GWEM housing)
	CD = Comfort Dim ¹	DW = Diffused / White		
		HZW = Haze / White		
		MPW = Matte Powder White		
		NN = Natural Metal / Nat. Metal		
		PW = Pewter / White		
		WW = White / White		

¹ Comfort Dim technology available in 750lm & 120V only

Available Finishes

	BB	BW	BZBZ	COCO	DW	HZW	MPW	NN	PW	WW
551	•									
552	•									
553			•							
556	•	•	•	•	•	•	•	•	•	•

Optional Accessories

Description
NLCBC-5EYELIDB = 5" Round Eyelid, Black
NLCBC-5EYELIDBZ = 5" Round Eyelid, Bronze
NLCBC-5EYELIDMPW = 5" Round Eyelid, Matte Powder White
NLCBC-5EYELIDW = 5" Round Eyelid, White
NLCBC-5OR-B = 5" Round Oversize Ring, Black
NLCBC-5OR-BZ = 5" Round Oversize Ring, Bronze
NLCBC-5OR-MPW = 5" Round Oversize Ring, Matte Powder White
NLCBC-5OR-W = 5" Round Oversize Ring, White
NRA-211SM = Medium base screw-in socket (included)
NRA-212SM = Socket adapter for use with GU24 housings

Example: **NLCBC2-55130MPW/10** = 5" Cobalt Click LED Retrofit Reflector, 1000lm / 12W LED, 3000K, Matte Powder White Finish

PHOTOMETRICS

5" Cobalt Click Retrofit Series
750 lumens

Type

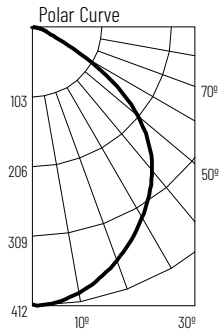
Project

Catalog No.

Notes

Test Information

Test Number: 795866
Part Number: NLCBC2-55130WWLE4
Lumens: 892lm
Wattage: 12.1W
Efficacy: 74lpw
CCT / CRI: 3000K / 90 CRI
Spacing Criteria (0°-180): 1.18
Spacing Criteria (90°-270): 1.2



Illuminance at a Distance

Distance from Luminaire	FC at Nadir	Beam Diameter
4'	25.7fc	9'-6"
6'	11.4fc	14'-2"
8'	6.4fc	18'-11"
10'	4.1fc	23'-8"
12'	2.9fc	28'-5"

Zonal Lumen Summary

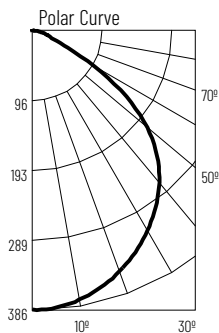
Zone	Lumens	% Luminaire
0-30	306	34.3
0-40	495	55.5
0-60	817	91.6
0-90	889	99.7
90-180	3	0.3
0-180	892	100

Candela Table

Vertical Angles	Candela
0	411
5	407
15	383
25	345
35	301
45	244

Test Information

Test Number: 795866
Part Number: NLCBC2-55230WWLE4
Lumens: 888lm
Wattage: 12.1W
Efficacy: 74lpw
CCT / CRI: 3000K / 90 CRI
Spacing Criteria (0°-180): 1.24
Spacing Criteria (90°-270): 1.24



Illuminance at a Distance

Distance from Luminaire	FC at Nadir	Beam Diameter
4'	24fc	10'-1"
6'	10.7fc	15'-1"
8'	6fc	20'-1"
10'	3.9fc	25'-2"
12'	2.7fc	30'-2"

Zonal Lumen Summary

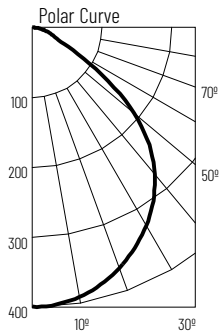
Zone	Lumens	% Luminaire
0-30	294	33.1
0-40	480	54
0-60	806	90.7
0-90	885	99.7
90-180	3	0.3
0-180	888	100

Candela Table

Vertical Angles	Candela
0	385
5	381
15	365
25	335
35	296
45	243

Test Information

Test Number: 795866
Part Number: NLCBC2-55330WWLE4
Lumens: 870lm
Wattage: 12.1W
Efficacy: 72lpw
CCT / CRI: 3000K / 90 CRI
Spacing Criteria (0°-180): 1.22
Spacing Criteria (90°-270): 1.24



Illuminance at a Distance

Distance from Luminaire	FC at Nadir	Beam Diameter
4'	24.9fc	9'-2"
6'	11.1fc	13'-10"
8'	6.2fc	18'-5"
10'	4fc	23'
12'	2.8fc	27'-8"

Zonal Lumen Summary

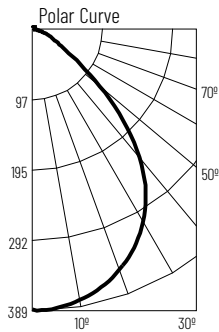
Zone	Lumens	% Luminaire
0-30	304	35
0-40	492	56.6
0-60	792	91.1
0-90	867	99.8
90-180	2	0.2
0-180	870	100

Candela Table

Vertical Angles	Candela
0	398
5	395
15	378
25	345
35	301
45	236

Test Information

Test Number: 795866
Part Number: NLCBC2-55630WWLE4
Lumens: 777lm
Wattage: 12.1W
Efficacy: 64lpw
CCT / CRI: 3000K / 90 CRI
Spacing Criteria (0°-180): 1.18
Spacing Criteria (90°-270): 1.2



Illuminance at a Distance

Distance from Luminaire	FC at Nadir	Beam Diameter
4'	24.2fc	7'-8"
6'	10.8fc	11'-6"
8'	6.1fc	15'-4"
10'	3.9fc	19'-2"
12'	2.7fc	23'

Zonal Lumen Summary

Zone	Lumens	% Luminaire
0-30	293	37.7
0-40	466	59.9
0-60	697	89.8
0-90	755	97.2
90-180	22	2.8
0-180	777	100

Candela Table

Vertical Angles	Candela
0	388
5	384
15	367
25	332
35	273
45	180

PHOTOMETRICS

5" Cobalt Click Retrofit Series
1000 lumens

Type _____

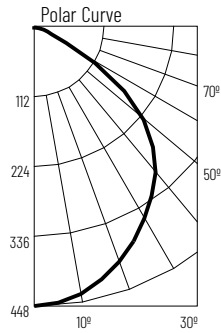
Project _____

Catalog No. _____

Notes _____

Test Information

Test Number: NTR1302
Part Number: NLCBC2-55127WW/10
Beam Spread: 101° Wide Flood
Lumens: 1008lm
Wattage: 11.44W
Efficacy: 88lpw
CCT / CRI: 2700K / 90 CRI
Spacing Criteria (0°-180): 1.2
Spacing Criteria (90°-270): 1.2



Illuminance at a Distance

Distance from Luminaire	FC at Nadir	Beam Diameter
4'	28fc	9'-8"
6'	12.4fc	14'-7"
8'	7fc	19'-6"
10'	4.5fc	24'-4"
12'	3.1fc	29'-2"

Zonal Lumen Summary

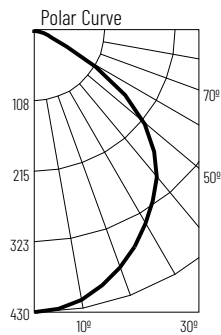
Zone	Lumens	% Luminaire
0-30	336	33.3
0-40	543	53.9
0-60	906	89.9
0-90	1002	99.4
90-180	6	0.6
0-180	1008	100

Candela Table

Vertical Angles	Candela
0	448
5	445
15	420
25	379
35	331
45	272

Test Information

Test Number: NTR1303
Part Number: NLCBC2-55130WW/10
Beam Spread: 101° Wide Flood
Lumens: 965lm
Wattage: 11.41W
Efficacy: 85lpw
CCT / CRI: 3000K / 90 CRI
Spacing Criteria (0°-180): 1.2
Spacing Criteria (90°-270): 1.2



Illuminance at a Distance

Distance from Luminaire	FC at Nadir	Beam Diameter
4'	26.9fc	9'-8"
6'	12fc	14'-7"
8'	6.7fc	19'-5"
10'	4.3fc	24'-4"
12'	3fc	29'-1"

Zonal Lumen Summary

Zone	Lumens	% Luminaire
0-30	322	33.4
0-40	519	53.8
0-60	865	89.7
0-90	956	99.1
90-180	9	0.9
0-180	965	100

Candela Table

Vertical Angles	Candela
0	430
5	427
15	404
25	363
35	315
45	259