

NIOP-1RCY

1" iPOINT Cylinder Monopoint

Source: 9W or 10W LED
750lm

Type

Project

Catalog No.

Notes

PRODUCT DESCRIPTION

The iPOINT LED monopoint is the newest addition to the Iolite family. iPOINT luminaires require an Iolite housing, allowing the fixture to maintain a minimal canopy and sleek appearance. iPOINT fixtures produce from 750 to 1200 lumens at 90+ CRI with a choice of three kelvin temperatures from 2700K or 4000K. Similar to Iolite reflectors, each iPOINT includes spot, narrow flood and flood optics which can be easily changed in the field. iPOINT is available in Cylinder or Cone styles in black or matte powder white. iPOINT luminaires can be dimmed with Triac, ELV, 0-10V or Lutron Hi-lume EcoSystem.

FEATURES

- Small appearance resembles a monopoint fixture
- LED COB technology
- Field changeable optics (three included)
- 5-Year limited warranty

SPECIFICATION

Construction: Low voltage luminaires are constructed of die-cast aluminum to dissipate heat. Fixtures' stem allows for vertical adjustment up to 70° and 359° rotation.

Mounting: Luminaires includes friction blades to mount securely to housing.

Field Changeable Optics: Each luminaire includes a spot, narrow flood and flood (pre-installed) optics

Finishes: iPOINT is available in matte powder white or black. Matte powder white luminaire includes black insert for an alternative appearance.

ELECTRICAL

Lumens: 750lm (varies by finish, CCT and optic)

Color Temperature: 2700K or 4000K

Color Rendering Index: 90+ CRI

Beam Spread: 25° Spot, 39° Narrow Flood, 51° Flood

Operating Temperature: 0°C to 40°C ambient temperature

Lifetime: 50,000 hours @ L70

Dimming: Specified by housing

COMPATIBLE HOUSINGS

Reflectors **require** an Iolite housing manufactured by Nora Lighting.

CATALOG NO.	DESCRIPTION
NHIOICD-16	1" IC Air-Tight New Construction
NHIOICDCP-16	1" Chicago Plenum New Construction
NHRIOIC-16	1" IC Air-Tight Remodel

LABELS AND LISTINGS

- cULus Listed for Damp Location
- ENERGY STAR certified
- [5-Year Limited Warranty](#)
- Certified to the high efficacy requirements of California Title 24 JA8-2022



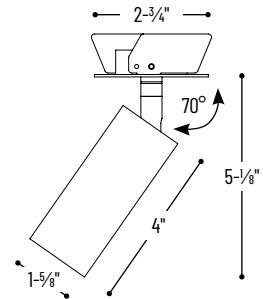
PRODUCT IMAGES & DIMENSIONS



BB
Black Interior
Black Exterior



shown with
black insert
MPW
Matte Powder White Interior
Matte Powder White Exterior



1" iPOINT Cylinder Monopoint - Dedicated Housing Required

CCT / Finish

NIOP-1RCY27XBB = 2700K, Black Interior / Black Exterior

NIOP-1RCY40XBB = 4000K, Black Interior / Black Exterior

NIOP-1RCY40XMPW = 4000K, Matte Powder White Interior / Matte Powder White Exterior

Example: **NIOP-1RCY27XBB** = 1" iPOINT Cylinder, 2700K / 90 CRI, Black finish

NHIOICD-16 / NHIOICDCP-16

1" Iolite IC Air-Tight New Construction Housing

Source: 9W or 10W LED

600lm

Type

Project

Catalog No.

Notes

PRODUCT DESCRIPTION

New construction housing for use in insulated ceilings can be in direct contact with insulation. Air-tight construction provides energy savings by reducing the flow of air through the ceiling. Patented design allows for easy, tool-less removal of the driver.

SPECIFICATION

Housing: 0.040" Aluminum shallow housing can be installed in 1/2" ceiling thickness, an extension collar ([NIO-1EXTC2](#)) is available for ceiling thickness up to 2".

Patented Driver Assembly: Allows driver to slide out of housing without tools from the room side.

Air Flow Restriction: Meets requirements of Air-Tight (AT) <2CFM (cubic feet per minute) in accordance with ASTM-283 Air-Tight requirements.

Clearance: "IC" Insulated ceiling housings are direct contact rated. Not to be used in direct contact with spray foam insulation.

Bar Hangers: Two 13-3/4" to 24-1/2" adjustable bar hangers with captive nails are included on housing. Bar hangers are parallel to junction box, but can be repositioned 90° perpendicular to junction box if desired. "L"-shaped bar hanger foot to align to bottom of construction joist. A T-bar notch allows for easy installation in a suspended ceiling.

Junction Box: Pre-wired 25 cubic inch 0.064" thick galvanized steel, with seven 1/2" knockouts, four Romex® pryouts, and snap on covers. All leads are #18AWG wire, the ground wire is connected to the bottom, and quick connectors are supplied on all leads. Maximum of 8 no. 12 AWG through branch circuit conductors suitable for at least 90°C permitted in junction box. **Access above ceiling required** (use [remodel housing](#) and [frame-in](#) for access from room side)

ELECTRICAL	LE3	LE4
Input Voltage	120V	120-277V
Input Power	9W	10W
Power Factor	≥0.90	
Dimming	Triac / ELV	Triac / ELV / 0-10V
Operating Temp.	40°C max.	

COMPATIBLE TRIMS & MONOPOINTS

CATALOG NO.	DESCRIPTION
NIOB-1RNB	1" Round Bullnose (BWF)
NIOB-1SNB	1" Square Bullnose (BWF)
NIOB-1RNG	1" Round Straight Regress (BWF)
NIOB-1SNG	1" Square Straight Regress (BWF)
NIOB-1RPH	1" Round Pinhole (BWF)
NIOB-1RSL	1" Round Adj. Slot Aperture (BWF)
NIO-1RNB	1" Round Bullnose (NTF)
NIO-1SNB	1" Square Bullnose (NTF)
NIO-1RNG	1" Round Straight Regress (NTF)
NIO-1SNG	1" Square Straight Regress (NTF)
NIOB-1RCY	1" iPOINT Cylinder
NIOB-1RTC	1" iPOINT Cone

Emergency: Housing can be specified with connections for emergency battery installation. Requires access above ceiling. Must specify battery with remote test switch separately ([NEPK-07LEDUNV](#)).

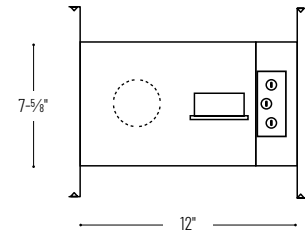
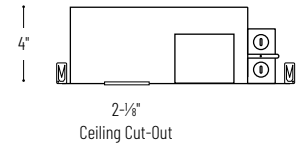
Note: Emergency is not compatible with NHIOICDCP-16

LABELS AND LISTINGS

- cULus Listed for Damp Location (Wet Location when used with compatible trim)
- ENERGY STAR certified
- [5-Year Limited Warranty](#)
- RoHS Compliant
- FCC compliant
- Patent #D824567S
- Meets or exceeds ASTM-283 Air-Tight requirements



PRODUCT IMAGES AND DIMENSIONS



1" Iolite IC Air-Tight New Construction Housing - Compatible with NIOB-1 & NIO-1 reflectors

Housing Type	Driver / Dimming	Optional Emergency Wiring
NHIOICD-16 = IC Air-Tight	LE3 = 120V input; Triac / ELV dimming LE4 = 120-277V input; Triac / ELV / 0-10V dimming	/PEM = Remote Emergency
NHIOICDCP-16 = Chicago Plenum	LE3 = 120V input; Triac / ELV dimming LE4 = 120-277V input; Triac / ELV / 0-10V dimming	

Optional Accessories

Description
NEPK-07LEDUNV = Remote Emergency Battery w/Test Switch
NIO-1EXTC2 = Ceiling Extension Collar up to 2"

Example: **NHIOICD-16LE3** = 1" Iolite IC Air-Tight New Construction Housing, 120V input; Triac / ELV dimming

NHR10IC-16LE4

1" Iolite IC Air-Tight Remodel Housing

Source: 10W LED
600lm

Type _____
Project _____
Catalog No. _____
Notes _____

PRODUCT DESCRIPTION

Dedicated remodel housing for use in insulated ceilings can be in direct contact with insulation. Air-tight construction provides energy savings by reducing the flow of air through the ceiling.

SPECIFICATION

Housing: 0.030 steel can connects to integrated 0.040 steel structural arm with junction box and driver compartment. Integral spring brackets provided. Remodel housing swivels up to 35° depending on ceiling thickness. New construction flat frame available to convert remodel housing, must specify [NHIOFK-1](#).

Air Flow Restriction: Housing has factory installed gaskets to restrict airflow from room into ceiling plenum to <2CFM (cubic feet per minute) in accordance with ASTM-283 Air-Tight requirements.

Clearance:** "IC" Insulated ceiling housings are direct contact rated. Not to be used in direct contact with spray foam insulation.

Mounting: Four high-tension tempered steel springs secure remodel housing from 1/4" (min) to 5/8" (max) thick ceiling. Hole cutout template provided for convenience.

Junction Box: Pre-wired 25 cubic inch 0.064" thick galvanized steel, with one 1/2" knockout and snap on covers. All leads are #18AWG wire, the ground wire is connected to the bottom, and quick connectors are supplied on all leads. Maximum of 2 no. 12 AWG through branch circuit conductors suitable for at least 90°C permitted in junction box.

ELECTRICAL DATA	LE4
Input Voltage	120-277V
Input Power	10W
Power Factor	>0.90
Dimming	Triac / ELV / 0-10V
Operating Temperature	25°C max.

COMPATIBLE TRIMS & MONOPOINTS

CATALOG NO.	DESCRIPTION
NIOB-1RNB	1" Round Bullnose (BWF)
NIOB-1SNB	1" Square Bullnose (BWF)
NIOB-1RNG	1" Round Straight Regress (BWF)
NIOB-1SNG	1" Square Straight Regress (BWF)
NIOB-1RPH	1" Round Pinhole (BWF)
NIOB-1RSL	1" Round Adj. Slot Aperture (BWF)
NIOB-1RCY	1" iPOINT Cylinder
NIOB-1RTC	1" iPOINT Cone

Accessory: New construction flat frame ([NHIOFK-1](#)) allows access to junction box from the room side.

LABELS AND LISTINGS


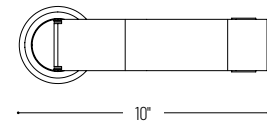
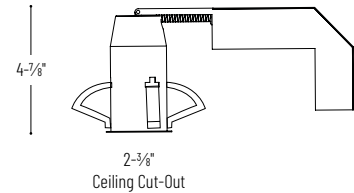
- cULus Listed for Damp Location (Wet Location when used with compatible trim)
- ENERGY STAR certified
- [5-Year Limited Warranty](#)
- RoHS Compliant
- FCC compliant
- Meets or exceeds ASTM-283 Air-Tight requirements



PRODUCT IMAGES AND DIMENSIONS



NHR10IC-16LE4
1" Iolite IC Air-Tight Remodel Housing



NHIOFK-1
New Construction Frame-In for 1" Remodel Housing

1" Iolite IC Air-Tight Remodel Housing - Compatible with NIOB-1 reflectors

Driver / Dimming

NHR10IC-16LE4 = 120-277V input; 120V Triac / ELV / 0-10V or 277V 0-10V dimming

Optional Accessories

Description

NHIOFK-1 = 1" New Construction flat frame with bar hangers

Example: **NHR10IC-16LE4** = 1" Iolite IC Air-Tight Remodel Housing, 120-277V input; Triac / ELV / 0-10V dimming

PHOTOMETRICS

1" iPOINT Cylinder Monopoint
750 lumens

Type

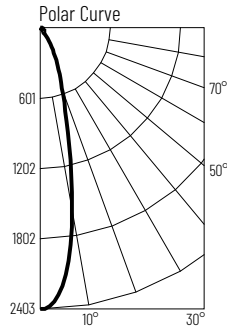
Project

Catalog No.

Notes

Test Information

Test Number: NTR1491
Part Number: NIOP-1RCY40XMPW
Beam Spread: 25° Spot
Lumens: 791lm
Wattage: 8.87W
Efficacy: 89lpw
CCT / CRI: 4000K / 90 CRI
Spacing Criteria (0°-180): 0.44
Spacing Criteria (90°-270): 0.44



Illuminance at a Distance

Distance from Luminaire	FC at Nadir	Beam Diameter
4'	150fc	1'-10"
6'	66.7fc	2'-7"
8'	37.5fc	3'-6"
10'	24fc	4'-5"
12'	16.7fc	5'-4"

Zonal Lumen Summary

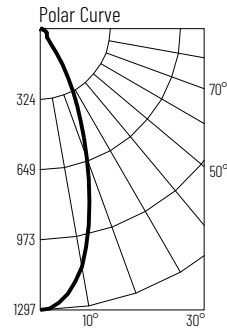
Zone	Lumens	% Luminaire
0-30	612	77.5
0-40	676	85.5
0-60	745	94.2
0-90	789	99.8
90-180	2	0.2
0-180	791	100

Candela Table

Vertical Angles	Candela
0	2402
5	2221
15	893
25	355
35	86
45	49

Test Information

Test Number: NTR1492
Part Number: NIOP-1RCY40XMPW
Beam Spread: 39° Narrow Flood
Lumens: 758lm
Wattage: 8.82W
Efficacy: 86lpw
CCT / CRI: 4000K / 90 CRI
Spacing Criteria (0°-180): 0.64
Spacing Criteria (90°-270): 0.66



Illuminance at a Distance

Distance from Luminaire	FC at Nadir	Beam Diameter
4'	81.1fc	2'-11"
6'	36fc	4'-4"
8'	20.3fc	5'-8"
10'	13fc	7'-1"
12'	9.01fc	8'-7"

Zonal Lumen Summary

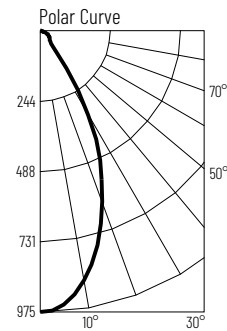
Zone	Lumens	% Luminaire
0-30	552	72.9
0-40	628.4	82.9
0-60	702	92.6
0-90	757	99.8
90-180	1	0.2
0-180	758	100

Candela Table

Vertical Angles	Candela
0	1297
5	1248
15	882
25	431
35	112
45	47

Test Information

Test Number: NTR1493
Part Number: NIOP-1RCY40XMPW
Beam Spread: 51° Flood
Lumens: 761lm
Wattage: 8.78W
Efficacy: 87lpw
CCT / CRI: 4000K / 90 CRI
Spacing Criteria (0°-180): 0.78
Spacing Criteria (90°-270): 0.78



Illuminance at a Distance

Distance from Luminaire	FC at Nadir	Beam Diameter
4'	61fc	3'-10"
6'	27.1fc	5'-8"
8'	15.2fc	7'-6"
10'	9.8fc	9'-6"
12'	6.8fc	11'-4"

Zonal Lumen Summary

Zone	Lumens	% Luminaire
0-30	525	69
0-40	630	82.9
0-60	706	92.9
0-90	760	99.9
90-180	1	0.1
0-180	761	100

Candela Table

Vertical Angles	Candela
0	975
5	953
15	771
25	495
35	160
45	51

Lumen Output Multipliers

Color Temperature: 2700K (0.82), 3000K (0.91), 4000K (1.0)