

NHIC-17/100DWQA

6" IC Air-Tight Double Wall Line Voltage New Construction Housing

Source: 100W Max. (Varies by trim)

Type

Project

Catalog No.

Notes

PRODUCT DESCRIPTION

New construction double wall housing for use in insulated ceilings can be in direct contact with insulation. Air-tight construction provides energy savings by reducing the flow of air through the ceiling. The housing is labeled for use with Nora 6" line voltage trims and compatible with all LED retrofits.

FEATURES

- IC Air-Tight energy saving by reducing the flow of air through the ceiling
- Rated for direct contact with insulation
- cULus listed for damp location and through branch circuit wiring
- Quick connect provided
- 24-1/2" Bar hangers with captive nails and alignment foot
- Accommodates 1-1/4" maximum ceiling thickness

CONSTRUCTION

Plastic Frame: High quality 0.040 steel die cut one piece frame.

Housing: 0.040 aluminum housing with riveted cap adjusts to maximum ceiling thickness of 1-1/4". Spring brackets accept torsion wing trim springs; slots on socket plate accept standard coil springs.

Air Flow Restriction: Housing has factory installed gaskets to restrict airflow from room into ceiling plenum to <2CFM (cubic feet per minute) in accordance with ASTM-283 Air-Tight requirements.

Clearance: "IC" Insulated ceiling housings are direct contact rated; no minimum clearance is required. Not to be used in direct contact with spray foam insulation.

Socket: Galvanized steel socket plate adjusts inside housing for optimum light performance. Contains a single medium base socket. Protective cap included to protect socket interior during ceiling painting. Socket plate can be removed in the field to convert to a floating socket.

Bar Hangers: Two 13-3/4" to 24-1/2" adjustable bar hangers with captive nails are included on frame. Hanger bars have T-Bar slot and alignment feet. Bar hangers are parallel to junction box, but can be repositioned 90° perpendicular to junction box if desired. "L" Shaped bar hanger foot to align to bottom of construction joist. A T-Bar notch allows easy installation in a suspended ceiling.

Junction Box: Prewired 25 cubic inch 0.064" thick galvanized steel, with seven 1/2" trade size knockouts, four Romex® pryouts, and snap on covers. All leads are #18AWG wire, the ground wire is connected to the bottom, and quick connectors are supplied on all leads. Maximum of 8 no. 12 AWG through branch circuit conductors suitable for at least 90°C permitted in junction box.

Quick Connect Feature: Housing contains three UL approved quick connections that allow insertion of 1/4" stripped solid or tinned standard conductors to be inserted into the connector. Connectors are pre-attached to fixture power, common, and ground circuits.

Thermal Protector: Standard UL thermal protector rated for 90°C is affixed to inner top surface of housing.

ELECTRICAL

Input Voltage: 120V

Socket: Medium base

Lamp: Lamp type based on trim selection

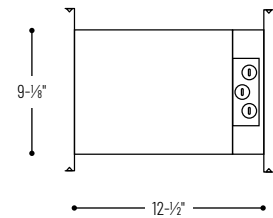
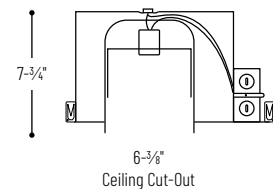

Wattage: 100W max. (wattage varies based on trim selection)

LABELS AND LISTINGS

- cULus Listed for Damp Location w/ Feed Through (Wet Location when used with designated trims)
- Meets or exceeds ASTM-283 Air-Tight Requirements
- Washington State Approved
- NYC Approved: Calendar #43895



PRODUCT IMAGES & DIMENSIONS



6" IC Air-Tight Double Wall Line Voltage New Construction Housing

Housing Type

NHIC-17/100DWQA: 6" IC Air-Tight Double Wall Line Voltage New Construction Housing

Example: **NHIC-17/100DWQA:** 6" IC Air-Tight Double Wall Line Voltage New Construction Housing