

Pico Wired Control

The Pico wired control works with compatible Lutron systems to control a light or group of lights. The Pico wired control is easily wired to the system via IEC PELV / NEC® Class 2 wiring.

Features

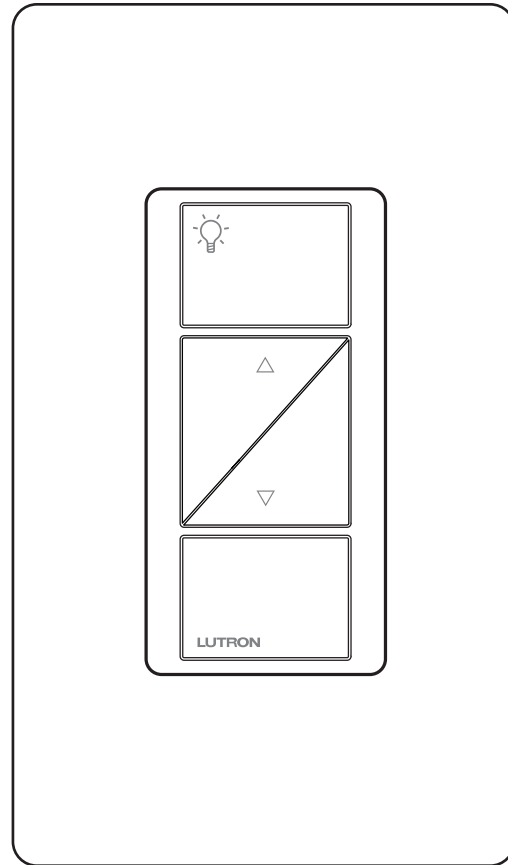
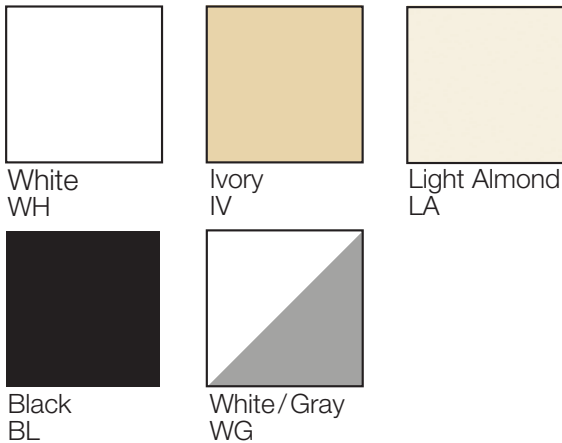
- Provides control for the following Lutron products that incorporate a wired IR input:
 - Energi Savr Node units
 - QS sensor modules
 - EcoSystem ballasts or ballast modules
- Mounts easily in any single-gang wallbox (sold separately)
- Fits designer style Claro wallplates (sold separately)
- Allows users to:
 - Turn On/Off individual fixture or group of fixtures
 - Raise/Lower light levels (-2BRL and -3BRL)
 - Recall favorite light levels (-3B and -3BRL)
- IEC PELV/NEC® Class 2 wiring

Model Numbers

- PX-2B-GXX*-I01 2 Buttons
- PX-2BRL-GXX*-I01 2 Buttons with Raise/Lower
- PX-3B-GXX*-I01 3 Buttons (including Preset)
- PX-3BRL-GXX*-I01 3 Buttons (including Preset) with Raise/Lower

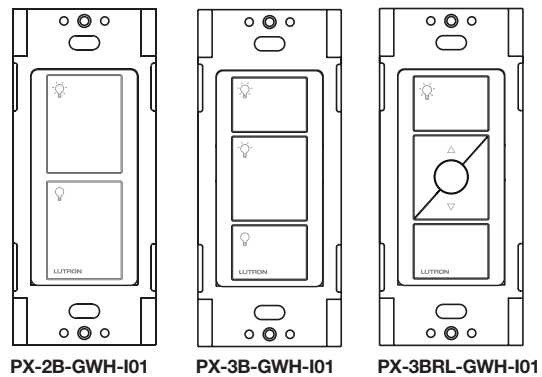
* "XX" in the model number represents color code.

Color and Finishes



PX-2BRL-GWH-I01

Shown actual size with Claro wallplate (sold separately)



Models shown in White (WH)

Notes:

- All models available in gloss finish only.
- For White/Gray (WG), top and raise buttons are white; preset, lower, and bottom buttons are gray.

LUTRON SPECIFICATION SUBMITTAL

Job Name:	Model Numbers:
Job Number:	

Specifications

Regulatory

- Designed for IEC PELV/NEC® Class 2 operation only
- Complies with requirements of NFPA 70, of the National Electrical Code® IEC PELV/NEC® Class 2 device wiring
- Install according to all applicable national and local wiring regulations
- For regions requiring UL® listing on low-voltage devices, install in a fully enclosed wallbox. Low-voltage wallboxes are acceptable for regions that do not require UL® listing on low-voltage devices

Power

- Do not exceed 35 V_{DC}
- Operating Voltage: 20 V_{DC} (IEC PELV/NEC® Class 2)
- Current Draw: 20 mA maximum

System Communication and Capacity

- Total wire length from control to device must not exceed 500 ft (152 m)
- Not a wireless device

Mounting

- Mounts easily in any single-gang wallbox (not included)
- Lutron suggests using Lutron Claro wallplates to ensure proper compatibility. Wallplates sold separately. Pico wired controls may not be compatible with non-Lutron wallplates, test fit non-Lutron parts before use.

Environment

- Temperature: 32 °F to 104 °F (0 °C to 40 °C)
- Relative Humidity: Less than 90% non-condensing

Wiring

- Pico wired control does not receive IR input from hand-held transmitters
- Pico wired control does not connect to QS Link
- A Pico wired control can only be wired to a single control module or a single sensor interface
- Each input on a control module or sensor interface can be connected to only one control or one input device



NOTE: The red stripe on this wire may be absent in older products or in retrofit applications.

Warranty

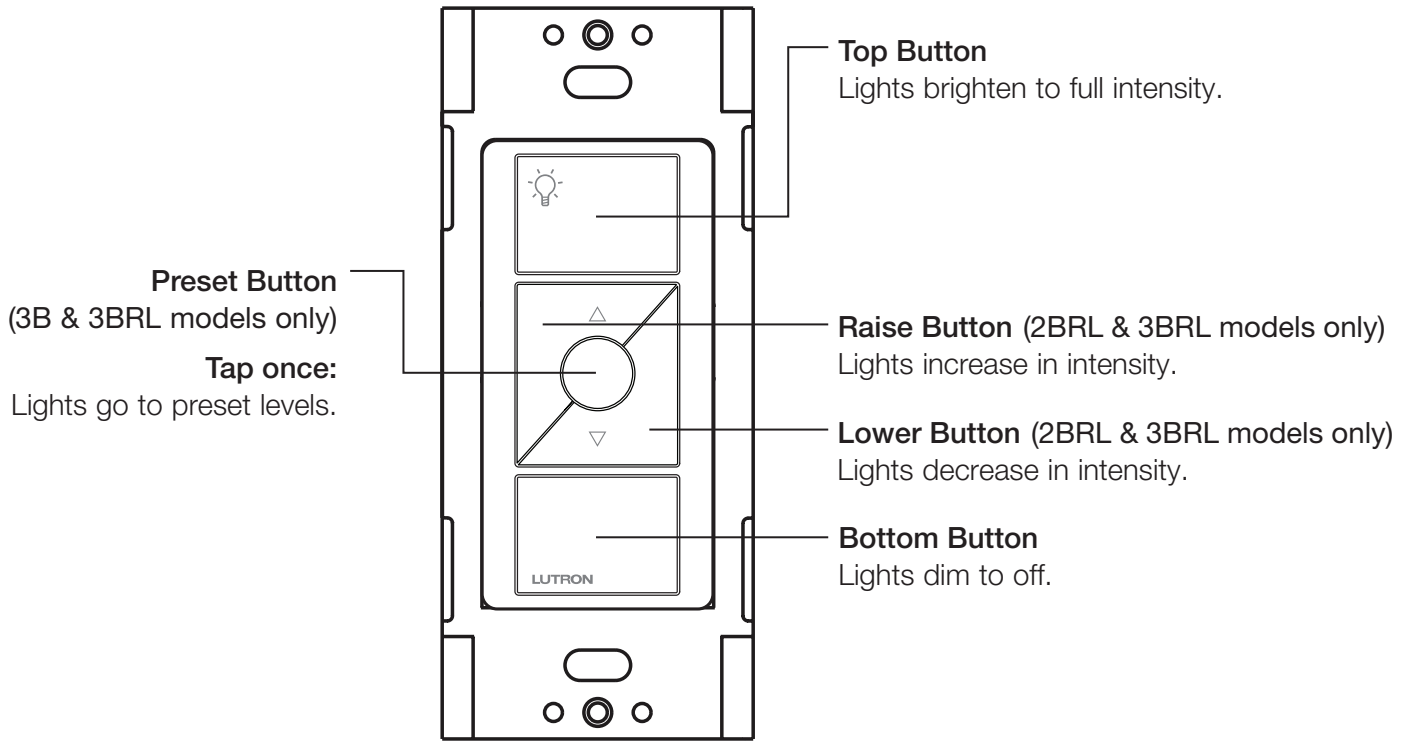
1-year limited warranty

For additional Warranty information, please visit www.lutron.com/TechnicalDocumentLibrary/369-119_Wallbox_Warranty.pdf

Job Name:	Model Numbers:
Job Number:	

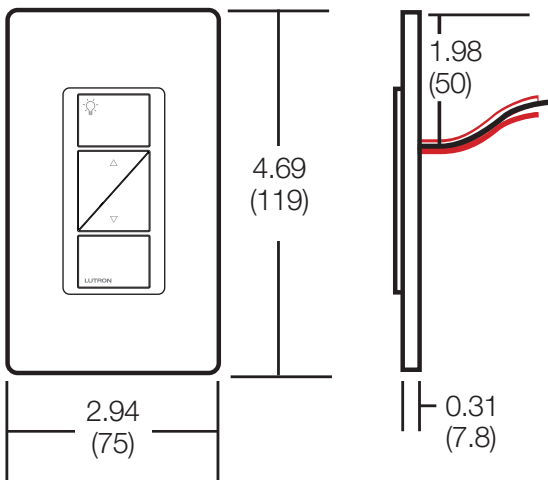
Operation

The basic functionality of the Pico wired control is detailed below. For specific system performance, reference system documentation at www.lutron.com, or contact your Lutron representative.



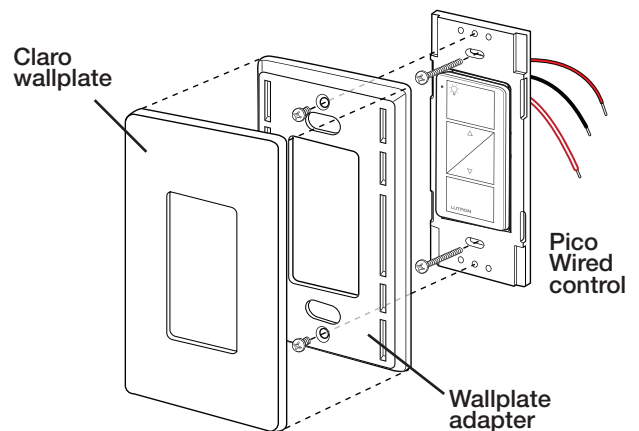
Dimensions

Measurements shown as: ⁱⁿ(mm)



Mounting

Wallplate and wallplate adapter sold separately.



Lutron, Lutron, Pico, Energi Savr Node, EcoSystem and Claro are trademarks or registered trademarks of Lutron Electronics Co., Inc. in the US and/or other countries. All other product names, logos, and brands are property of their respective owners.

<p>Job Name:</p> <p>Job Number:</p>	<p>Model Numbers:</p>
--	------------------------------