





Shown actual size: Diva preset dimmer and 1-gang Claro wallplate in White (WH).









Product family features

- Large paddle switch with a captive linear-slide dimmer for a standard designer wallplate opening
- Preset dimmer
- Select lighter color models feature built-in soft-glow locator light*
- **C•L® and eco-dim® models available**
- Coordinating Claro®, Satin Colors®, and Stainless Steel wallplates only available separately
- Custom engraving available for wallplates; see p. 237


Control types

-  Single-pole (one location)
-  3-way or 4-way (two or more locations)

Direct load type compatibility

-  Incandescent/halogen lighting
-  Dimmable CFL/LED lighting (screw-base)
-  Magnetic low-voltage lighting
-  Electronic low-voltage lighting
-  Fluorescent lighting
-  LED lighting
-  Switched lighting/fan/motor
-  Ceiling fans

Load type requiring load interface

-  Neon/cold cathode lighting

Lighting load interfaces may be applicable for some additional load type, voltage, and capacity combinations.

For additional information, see pp. 255–259.

* Locator light not available in C•L and 0–10V dimmers, and fan controls

Available finishes

Use **BOLD** color code in model number (Example: DV-600P-**BR**)

Gloss finishes*



WH
White



LA
Light Almond



AL
Almond



IV
Ivory



GR
Gray



BR
Brown



BL
Black

Satin Colors® finishes*



SW
Snow



LS
Limestone



BI
Biscuit



ES
Eggshell



PD
Palladium



TP
Taupe



ST
Stone



BG
Bluestone



PL
Plum



SG
Sea Glass



TQ
Turquoise



GS
Goldstone



DS
Desert Stone



GB
Greenbriar

Metal finish wallplate**



MS
Mocha Stone



TC
Terracotta



SI
Sienna



HT
Hot



MR
Merlot



MN
Midnight



SS
Stainless Steel

* Coordinating wallplates only available separately. For wallplate information, see p. 236.

** Stainless Steel wallplate only available separately and includes black plastic trim/adaptor, visible from side. Match with separate Black (BL) or Midnight (MN) controls. For wallplate information, see p. 236

Dimmers



- Paddle turns on/off
- Slide up to brighten, down to dim
- **C•L®** dimmers provide reliable dimming of dimmable CFLs/LEDs, as well as halogens and incandescents
- **eco-dim®** model guarantees at least 15% energy savings compared to a standard switch*
- Locator light shines through paddle on select lighter colored models




Incandescent/halogen dimmers

/ Dimmable CFL/LED (screw-base) dimmers

150W C•L dimmers

3-way/single-pole	DVCL-153P- XX ¹
120V 600W (Inc) 150W (CFL/LED)	
3-way/single-pole	DVSCCL-153P- XX ²
120V 600W (Inc) 150W (CFL/LED)	

Visit www.lutron.com/dimcflled for an approved list of dimmable CFL/LED bulbs, and how to calculate wattage when mixing lamp types.
Adjustable low-end trim.

-  **Incandescent/halogen dimmers**
-  **Dimmable CFL/LED (screw-base) dimmers**
-  **Hi-Lume® 1% 2-wire LED driver dimmers**

250W C•L dimmers

3-way/single-pole	DVCL-253P- XX ¹
120V 600W (Inc) 250W (CFL/LED)	
350W (Hi-lume 1% LED driver, max. 8)	
3-way/single-pole	DVSCCL-253P- XX ²
120V 600W (Inc) 250W (CFL/LED)	
350W (Hi-lume 1% LED driver, max. 8)	

Visit www.lutron.com/dimcflled for an approved list of dimmable CFL/LED bulbs, and how to calculate wattage when mixing lamp types.
Adjustable low-end trim.

Incandescent/halogen dimmers

Dimmers

Single-pole	DV-600P- XX ¹
120V 600W	DVSC-600P- XX ²
Single-pole	DV-10P- XX ¹
120V 1000W	DVSC-10P- XX ²
3-way	DV-603P- XX ¹
120V 600W	DVSC-603P- XX ²
3-way	DV-103P- XX ¹
120V 1000W	DVSC-103P- XX ²

eco-dim® dimmer

3-way/single-pole	DV-603PG- XX ³
120V 600W	

XX¹: Gloss color codes, see p. 87

XX²: Satin Colors® codes, see p. 87

XX³: Available in White (WH), Ivory (IV), Almond (AL) and Light Almond (LA)

Wallplates not included. Order separately, see p. 236

All models must be derated if ganged unless otherwise noted, see pp. 250–252 and 254.

* Maximum light output of 85% guarantees 15% energy savings over standard switches

 **Magnetic low-voltage dimmers**

Dimmers

Single-pole	DVLV-600P- XX ¹
120V 600 VA (450W)	DVSCLV-600P- XX ²
Single-pole	DVLV-10P- XX ¹
120V 1000 VA (800W)	DVSCLV-10P- XX ²
3-way	DVLV-603P- XX ¹
120V 600 VA (450W)	DVSCLV-603P- XX ²
3-way	DVLV-103P- XX ¹
120V 1000 VA (800W)	DVSCLV-103P- XX ²

The stated VA (Volt-Ampere) rating includes the magnetic transformer heat losses and the lamp load. The stated W (Watt) rating is the maximum lamp wattage based on assumed 20% transformer loss.

 **Electronic low-voltage dimmer**

Dimmers*

Single-pole	DVELV-300P- XX ¹
120V 300W	DVSCELV-300P- XX ²
3-way	DVELV-303P- XX ¹
120V 300W	DVSCELV-303P- XX ²

XX¹: Gloss color codes, see p.87
XX²: Satin Colors® codes, see p.87

Wallplates not included. Order separately, see p.236

All models must be derated if ganged unless otherwise noted, see pp.250–252.

* **Requires neutral wire connection**

 **3-wire fluorescent ballast/LED driver dimmers**

Dimmers*

3-way/single-pole	DVF-103P- XX ¹
120V 8A	DVSCF-103P- XX ²
3-way/single-pole	DVF-103P-277- XX ¹
277V 6A	DVSCF-103P-277 XX ²

For use with Hi-lume® 3D and EcoSystem® ballasts, and Hi-lume 1% and Hi-lume Premier 0.1% LED drivers.

For more information on Hi-lume 1% LED drivers, visit www.lutron.com/hilumeLED.

No derating required if ganged.

Adjustable low-end trim.

 **0-10V fluorescent/LED fixture dimmers**
(current sink control)

Dimmers*

3-way/single-pole	DVSTV- XX ¹
120–277V 50mA max control current	
3-way/single-pole	DVSCSTV- XX ²
120–277V 50mA max control current	

No power pack required.

Dimmer has maximum capacity of 8A or 50mA 0–10V sink limited by whichever rating is achieved first.

Compatible with any IEC 60929 Annex E compliant ballast or driver, available from many manufacturers (check for IEC 60929 compliance on the specification of the designed ballast or driver, or confirm compatibility with the manufacturer).

Consult ballast/driver manufacturer for specific ballast/driver current draw to determine maximum number of ballasts/drivers per control.

No derating required if ganged.

 **0-10V fluorescent/LED fixture dimmers**
(current sink control – power pack required)

Dimmers*

Single-pole 30 mA max control current	DDTV- XX ¹
Single-pole 30 mA max control current	DVSCTV- XX ²

Control provides dimming signal only. For dimming with on/off switching, **use with Lutron Power Pack**: PP-DV or PP-347H.

Consult ballast/driver manufacturer for specific ballast/driver current draw to determine maximum number of ballasts/drivers per control.

Compatible with any IEC 60929 Annex E compliant ballast or driver, available from many manufacturers (check for IEC 60929 compliance on the specification of the designed ballast or driver, or confirm compatibility with the manufacturer).

No derating required if ganged.

 **Tu-Wire**® fluorescent ballast dimmers

Dimmers

3-way/single-pole 120V 5A	DVFTU-5A3P- XX ¹ DVSCFTU-5A3P- XX ²
------------------------------	--

Also compatible with Advance Mark X ballasts; for further information visit www.lutron.com/advance.

For information on use with Sylvania POWERSENSE ballasts, contact Technical Support at 1.800.523.9466.

XX¹: Gloss color codes, see p. 87
XX²: Satin Colors® codes, see p. 87
Wallplates not included. Order separately, see p. 236

All models must be derated if ganged unless otherwise noted, see pp. 250–252.
***Requires neutral wire connection**

Mechanical switches



- Paddle turns on/off
- Use with any 15A load
- General purpose switching of all light sources and motor loads
- Available with locator light

Fan controls



- Paddle turns on/off
- Slide up to increase speed, down to decrease speed
- 3 quiet fan speeds for increased comfort
- For use with only one ceiling paddle fan
- Does not include locator light
- Designed to prevent motor hum

General purpose switches

Mechanical switches

Single-pole 120/277V 15A	CA-1PS- XX ¹ SC-1PS- XX ²
3-way 120/277V 15A	CA-3PS- XX ¹ SC-3PS- XX ²
4-way 120/277V 15A	CA-4PS- XX ¹ SC-4PS- XX ²

Mechanical switches with locator light

Single-pole 120V 15A	CA-1PSNL- XX ³ SC-1PSNL- XX ⁴
3-way 120V 15A	CA-3PSNL- XX ³ SC-3PSNL- XX ⁴
4-way 120V 15A	CA-4PSNL- XX ³ SC-4PSNL- XX ⁴

Rated for: incandescent/halogen, magnetic low-voltage, electronic low-voltage, fluorescents, CFLs, LEDs, general purpose fans and motor loads.

No derating required if ganged.

Fan controls

Fan controls—quiet 3-speed

3-way/single-pole 120V 1.5A	DVFSQ-F- XX ¹ DVSCFSQ-F- XX ²
3-way/single-pole 120V 2A	DVFSQ-F-HO- XX ¹

DVFSQ-F-HO model for use with Hunter Original Series fans.

Does not include built-in locator light.

No derating required if ganged.

XX¹: Gloss color codes, see p. 87

XX²: Satin Colors® codes, see p. 87

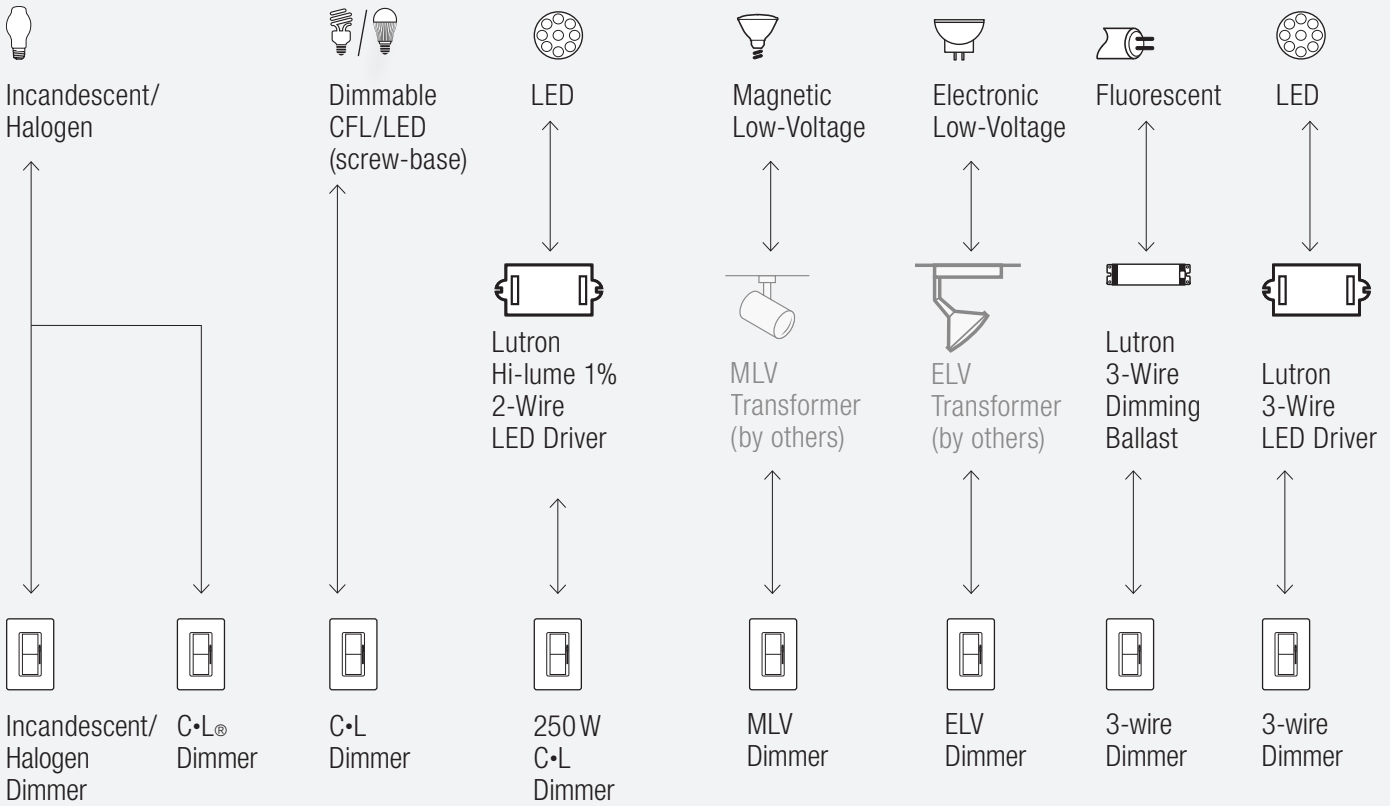
XX³: Only available in Almond (AL), Ivory (IV), Light Almond (LA) and White (WH)

XX⁴: Available in Biscuit (BI), Eggshell (ES), Goldstone (GS), Limestone (LS), Sea Glass (SG) and Snow (SW)

Wallplates not included. Order separately, see p. 236

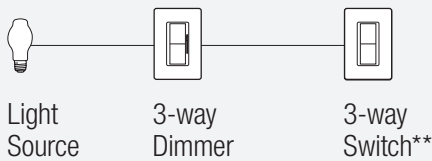
Connections overview

Load connections*

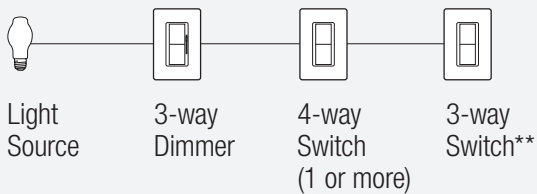
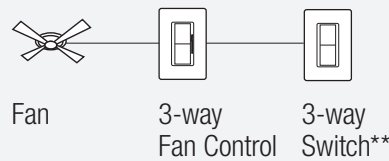


Control types (for 2 or more locations)

Dim from one location, switch from the others



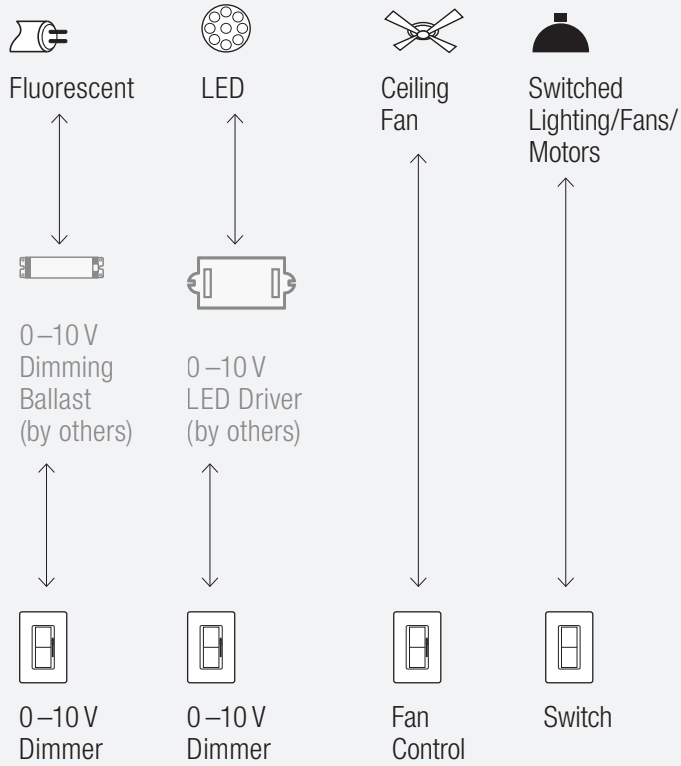
Fan control from one location, switch from the other



** For 3-way control and 4-way control, use 3-way dimmer/fan control with mechanical 3-way or 4-way switches


For more information on LED drivers, visit www.lutron.com/LED.
***For illustration purposes only.**
 Consult model number pages for specific voltage and capacity information.

Load connections* (continued)



Accessories

Wallplates



Shown actual size:
2-gang Claro® wallplate
in White (WH).

For more information
about Designer wallplates,
see p. 236.

Coordinated electrical devices



Tamper resistant, self-testing GFCI receptacle



Customizable 6-port frame



Cable jack

For more information
about coordinated
Designer electrical
devices, see p. 237.

