

## Decora® Combination Devices

Decora® combination devices offer switch/switch, switch/receptacle and switch/pilot light pairings in sleek packages suitable for the finest interiors. For the ultimate in convenience and safety, the Decora® Combination Switch/SmartlockPro® GFCI receptacles pair a single pole switch with a GFCI receptacle equipped with Leviton's pioneering true dead-face design.

### Sample Decora® Combination Devices



### Features and Benefits

- Elegant Decora® styling provides multiple controls in a single-gang wallbox
- Impact-resistant thermoplastic and double-wipe contacts
- Common shunted internally to all switches
- Limited 2-year warranty

#### Tamper-Resistant Receptacles

- Shutter mechanism inside the receptacle blocks access to the contacts unless a two- or three-prong plug is inserted
- TR symbol on residential receptacles assures they meet the latest NEC requirements
- Heavy-duty construction offers long, trouble-free service life

#### All SmartlockPro® GFCI Combination Devices

- TEST/RESET buttons match device color
- Dual function LED indicator light — provides indication of wiring error and power availability

#### SmartlockPro® GFCI/Sensor Guide Light

- Manual control of sensor light using the TEST/RESET buttons
- Long-lasting, energy efficient LEDs with 20-year life expectancy — no bulbs to replace
- Light sensor provides automatic ON/OFF features

#### SmartlockPro® GFCI/Switch

- Replaces standard switch/outlet combination devices in residential and light commercial installations
- Permits multiple wiring options that allow for GFCI protection of switched load and downstream receptacles

**Color Choices** Decora® combination devices are offered in a wide range of colors. To order colors, add suffix to Cat. No.



White  
(-W)



Ivory  
(-I)



Light Almond  
(-T)



Gray  
(-G/-GY)



Black  
(-E)







Brown  
(-/-B)



Red  
(-R)

**Decora® Combination Devices**

15A, 20A Combination Devices  			
Rating	Switch: 15A-120VAC Receptacle: 15A-125V		Switch: 20A-120VAC Receptacle: 20A-125V
NEMA	 5-15R	 5-20R	
Description	Color	Cat. No.	Cat. No.
Single Pole Switch/ Tamper-Resistant Receptacle	White Ivory Light Almond Black	T5625-W T5625-I T5625-T T5625-E	— — — —
Single Pole Switch/Receptacle	White Ivory Light Almond Black Gray	5625-W 5625-I 5625-T 5625-E 5625-GY	5636-W 5636-I — — —
Rating	Switch: 15A-120VAC Pilot Light: 1/25W-125VAC		Switch: 20A-120VAC Pilot Light: 1/25W-125VAC
Description	Color	Cat. No.	Cat. No.
Single Pole Switch/ Pilot Light	White Ivory	5626-W 5626-I	— —
Rating	15A-120/277VAC		20A-120/277VAC
Description	Color	Cat. No.	Cat. No.
Two Single Pole Switches	White Ivory Light Almond Black Gray Brown	5634-W 5634-I 5634-T 5634-E 5634-GY 5634	5627-W 5627-I 5627-T — — 5627-B
3-Way Switch/Single Pole Switch	White Ivory Light Almond Black	5641-W 5641-I 5641-T 5641-E	— — — —
Two 3-Way Switches	White Ivory Light Almond	5643-W 5643-I 5643-T	5640-W 5640-I 5640-T
Rating	Switch: 15A-120VAC Pilot Light: 1/25W-125VAC		
Description	Color	Cat. No.	Cat. No.
3-Way Switch/ Receptacle	White Ivory Black	5645-W 5645-I 5645-E	— — —



Combination Devices

Continued on next page