
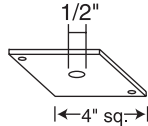



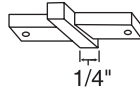

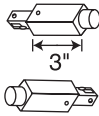

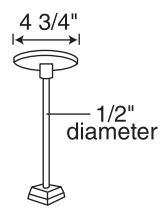

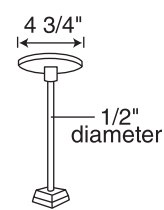


Trac Joiners (cont)

	Catalog #	Finish	Description	Dimensions
 Outlet Box Cover	T27WH	White	<ul style="list-style-type: none"> Use with No. T24, T25, T26, for outlet box electrical feed Includes nipple, locknut and ground screw 	
	T27BL	Black		
	T27SL	NEW Silver		
 Accordion Adjustable Joiner	T20WH	White	<ul style="list-style-type: none"> Can flex to 90° angle to left, right, up or down Joins two trac sections 	
	T20BL	Black		
	T20SL	NEW Silver		
 Straight Connector	T23WH	White	<ul style="list-style-type: none"> Joins two trac sections end to end 	
	T23BL	Black		
	T23SL	NEW Silver		
 Trac Continuation Kit	T49WH	White	<ul style="list-style-type: none"> Permits trac to continue a run around obstructions Includes one left and one right T34 Conduit Adapter Accepts standard 1/2" conduit connector 	
	T49BL	Black		
	T49SL	NEW Silver		

Pendant Mounting Kits

	Catalog #	Finish	Description	Dimensions
 T-Bar Ceiling Pendant Stem Kit	T90-12-WH	White	<ul style="list-style-type: none"> 12", 18", 24", 36", 48" stem lengths Use two for 2', 4', or 6' of trac or three for 8' and four for 12' of trac For electrical feed, order wireway cover T93 and T38 	
	T90-12-BL	Black		
	T90-12-SL	NEW Silver		
	T90-18-WH	White		
	T90-18-BL	Black		
	T90-18-SL	NEW Silver		
	T90-24-WH	White		
	T90-24-BL	Black		
	T90-24-SL	NEW Silver		
	T90-36-WH	White		
	T90-36-BL	Black		
	T90-36-SL	NEW Silver		
 Rigid Ceiling Pendant Stem Kit	T91-12-WH	White	<ul style="list-style-type: none"> 12", 18", 24", 36", 48" stem lengths Attaches directly to junction box Use two for 2', 4', or 6' of trac or three for 8' and four for 12' of trac For electrical feed, order wireway cover T93 and T38 	
	T91-12-BL	Black		
	T91-12-SL	NEW Silver		
	T91-18-WH	White		
	T91-18-BL	Black		
	T91-18-SL	NEW Silver		
	T91-24-WH	White		
	T91-24-BL	Black		
	T91-24-SL	NEW Silver		
	T91-36-WH	White		
	T91-36-BL	Black		
	T91-36-SL	NEW Silver		
T91-48-WH	White			
T91-48-BL	Black			
T91-48-SL	NEW Silver			

Trac-Master®



JUNO LIGHTING GROUP
by Schneider Electric

Pendant Mounting Accessories


Dimensions	Catalog #	Finish	Description
	T90-12-WH	White	<ul style="list-style-type: none"> 12", 18", 24", 36", 48" Use two for 2', 4' or 6' of trac or three for 8' and four for 12' of trac For electrical feed, order T93 Wireway Cover and TU38 End Feed
	T90-12-BL	Black	
	T90-12-SL	NEW Silver	
	T90-18-WH	White	
	T90-18-BL	Black	
	T90-18-SL	NEW Silver	
	T90-24-WH	White	
	T90-24-BL	Black	
	T90-24-SL	NEW Silver	
	T90-36-WH	White	
	T90-36-BL	Black	
	T90-36-SL	NEW Silver	
	T90-48-WH	White	
T90-48-BL	Black		
T90-48-SL	NEW Silver		



Dimensions	Catalog #	Finish	Description
	T91-12-WH	White	<ul style="list-style-type: none"> 12", 18", 24", 36", 48" Attaches directly to junction box Use two for 2', 4' or 6' of trac or three for 8' and four for 12' of trac For electrical feed, order T93 Wireway Cover and TU38 End Feed
	T91-12-BL	Black	
	T91-12-SL	NEW Silver	
	T91-18-WH	White	
	T91-18-BL	Black	
	T91-18-SL	NEW Silver	
	T91-24-WH	White	
	T91-24-BL	Black	
	T91-24-SL	NEW Silver	
	T91-36-WH	White	
	T91-36-BL	Black	
	T91-36-SL	NEW Silver	
	T91-48-WH	White	
T91-48-BL	Black		
T91-48-SL	NEW Silver		



	Catalog #	Finish	Description
	T96WH	White	<ul style="list-style-type: none"> Joins pendant stems for use in higher ceiling applications
	T96BL	Black	
	T96SL	NEW Silver	



	Catalog #	Finish	Description
	T94WH	White	<ul style="list-style-type: none"> Allows T90 or T91 pendant to hang straight down from sloped ceilings Can be used to feed electrical to trac at up to a 60° angle
	T94BL	Black	
	T94SL	NEW Silver	



Dimensions	Catalog #	Finish	Description
	T93WH	White	<ul style="list-style-type: none"> For pendant stem kits T90 and T91 Conceals electrical feed wires from stem to trac connector One cover should be used for each trac feed
	T93BL	Black	
	T93SL	NEW Silver	



Trac-Master[®]

Mounting Accessories

Pendant Stem kits enable the trac to be mounted at ideal heights, without having to lower the entire ceiling plane. Stems can be specified in a variety of different lengths and can be mounted for higher ceiling applications.

Dimensions	Catalog #	Finish	Description
	T90-12-WH	White	<ul style="list-style-type: none"> Use two for 2', 4', or 6' Trac, or three for 8' Trac For electrical feed, order Wireway Cover T93 Pendant Stems should not be used to support Trac-Lites Series Trac when used in conjunction with Trac-Master TBX Series Biax trac fixtures
	T90-12-BL	Black	
	T90-12-SL	Silver	
	T90-18-WH	White	
	T90-18-BL	Black	
	T90-18-SL	Silver	
	T90-24-WH	White	
	T90-24-BL	Black	
	T90-24-SL	Silver	
	T90-36-WH	White	
	T90-36-BL	Black	
	T90-36-SL	Silver	
	T90-48-WH	White	
	T90-48-BL	Black	
T90-48-SL	Silver		




T-Bar Pendant Stem Kit

Dimensions	Catalog #	Finish	Description
	T91-12-WH	White	<ul style="list-style-type: none"> Use two for 2', 4', or 6' Trac, or three for 8' Trac For electrical feed, order Wireway Cover T93 Pendant Stems should not be used to support Trac-Lites Series Trac when used in conjunction with Trac-Master TBX Series Biax trac fixtures
	T91-12-BL	Black	
	T91-12-SL	Silver	
	T91-18-WH	White	
	T91-18-BL	Black	
	T91-18-SL	Silver	
	T91-24-WH	White	
	T91-24-BL	Black	
	T91-24-SL	Silver	
	T91-36-WH	White	
	T91-36-BL	Black	
	T91-36-SL	Silver	
	T91-48-WH	White	
	T91-48-BL	Black	
T91-48-SL	Silver		



Rigid Ceiling Pendant Stem Kit

	Catalog #	Finish	Description
	T96WH T96BL T96SL	White Black Silver	<ul style="list-style-type: none"> Enables multiple pendant stems to be joined for higher ceiling applications



Pendant Stem Threaded Coupling

	Catalog #	Finish	Description
	T94WH T94BL T94SL	White Black Silver	<ul style="list-style-type: none"> Permits pendant Trac stem to be hung vertically from sloped ceiling Use pendant kits (T90, T91) Will allow feeding of electrical wires to Trac at up to a 60° angle



Pendant Slope Ceiling Adapter

Dimensions	Catalog #	Finish	Description
	T93WH T93BL T93SL	White Black Silver	<ul style="list-style-type: none"> Use one for each T90 or T91 when using stem for feeding Trac Feed at R38 or R24 Conceals electrical feed wires from stem to Trac



Feed Wireway Cover

Trac-Lites™