

Trapezia™

Slender 9-inch or 16-inch nominal length tubes conceal supply wires feeding into an elegantly sculpted die-cast lamp housing. The light, airy appearance is great for display, exhibition and gallery lighting, and the downward reach can make pendant mounting of trac unnecessary.

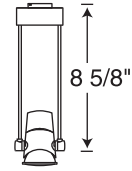


Catalog #
T630-9-WH
T630-9-BL
T630-9-SL

Finish
White
Black
Silver

Lamp
12V, 20-50W MR16CG
Cover Glass

Dimensions



T537 or T538 Transformer required. Must order separately.
See page 821 for detailed information

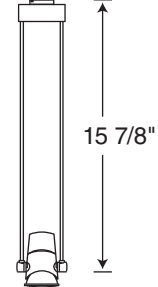


Catalog #
T630-16-WH
T630-16-BL
T630-16-SL

Finish
White
Black
Silver

Lamp
12V, 20-50W MR16CG
Cover Glass

Dimensions



T537 or T538 Transformer required. Must order separately.
See page 821 for detailed information

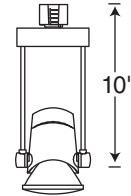


Catalog #
T635-9-WH
T635-9-BL
T635-9-SL

Finish
White
Black
Silver

Lamp
35-75W PAR30

Dimensions



Catalog #
T635-16-WH
T635-16-BL
T635-16-SL

Finish
White
Black
Silver

Lamp
35-75W PAR30

Dimensions



Light Control Accessories

For Fixtures: T630-9, T630-16

- Dual Accessory Holder T7400BL, SA
- Color Filters T741-6*
- Dichroic Lenses T7401-18*
- UV Filter T5422*
- Uniformity Lens T7421*
- Diffuse Spread Lens T7420*
- Linear Spread Lens T7478*
- Prismatic Spread Lens T7477*
- Hexcell Louver T7459BL*
- Barn Doors T7470BL*

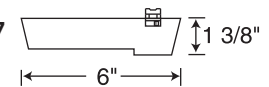
*Filters, lenses, louver and barn doors require accessory holder for installation.

Use of light control accessories negates the need for MR16 cover glass lamp (except Barn Doors).

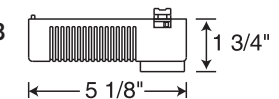
20-75VA 12V Transformers

Both T537 and T538 are available in white, black or silver finishes. See page 821 for a full description, or page 819 for Monopoint Transformers.

T537



T538



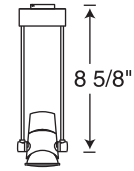
Trapezia™

Slender 9-inch or 16-inch nominal length tubes conceal supply wires feeding into an elegantly sculpted die-cast lamp housing. The light, airy appearance is great for display, exhibition and gallery lighting, and the downward reach can make pendant mounting of trac unnecessary.



Catalog #	Finish	Lamp
T630-9-WH	White	12V, 20-50W MR16CG
T630-9-BL	Black	Cover Glass
T630-9-SL	Silver	

Dimensions

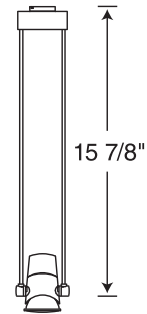


T537 or T538 Transformer required. Must order separately. See page 821 for detailed information



Catalog #	Finish	Lamp
T630-16-WH	White	12V, 20-50W MR16CG
T630-16-BL	Black	Cover Glass
T630-16-SL	Silver	

Dimensions



T537 or T538 Transformer required. Must order separately. See page 821 for detailed information

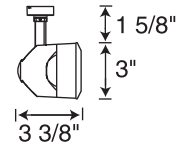
Gyrus™

A new spin on a classic design, the Gyrus series combines dramatic aerodynamic styling with the convenience of a front relamping gimbal ring. The MR16 has an integral accessory holder that accepts up to two standard 2" diameter lenses or louver



Catalog #	Finish	Lamp
T640WH	White	12V, 20-50W MR16
T640BL	Black	
T640SL	Silver	

Dimensions



T537 or T538 Transformer required. Must order separately. See page 821 for detailed information.

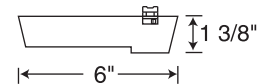
Light Control Accessories

For Fixtures:	T630-9, T630-16	T640
Dual Accessory Holder	T7400BL, SA	-
Color Filters	T741-6*	T741-6
Dichroic Lenses	T7401-18*	T7401-18
UV Filter	T5422*	T7422
Uniformity Lens	T7421*	T7421
Diffuse Spread Lens	T7420*	T7420
Linear Spread Lens	T7478*	T7478
Prismatic Spread Lens	T7477*	T7477
Hexcell Louver	T7459BL*	T7459BL
Barn Doors	T7470BL*	-

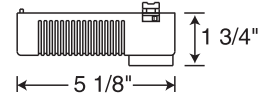
20-75VA 12V Transformers

Both **T537** and **T538** are available in white, black or silver finishes. See page 821 for a full description, or page 819 for Monopoint Transformers.

T537



T538



*Filters, lenses, louver and barn doors require accessory holder for installation.

Use of light control accessories negates the need for MR16 cover glass lamp (except Barn Doors).

