
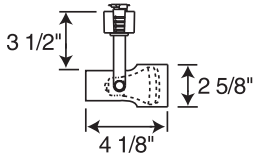

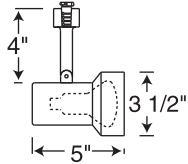

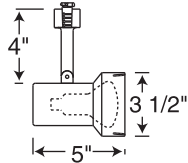

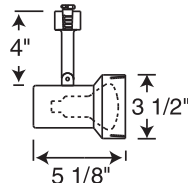

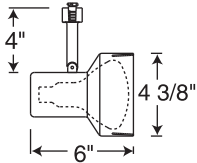


Step Cylinders

One of the original trac lampholder designs, Step Cylinders are still popular for more utilitarian applications. They accept a range of R, BR, MR and PAR lamps and provide deep lamp shielding.

	Catalog #	Finish	Lamp	Dimensions
	R713WH R713BL	White/Black Bezel Black/Black Bezel	120V, 35-50W PAR16/ MR16 GU10	
	R510WH R510BL	White/No Baffle Black/No Baffle	30-50W R20/ 35-50W PAR20	
	R511B-WH R511B-BL R511B-PB	White/Black Baffle Black/Black Baffle Polished Brass/Black Baffle	30-50W R20/ 35-50W PAR20	
	R511W-WH	White/White Baffle 35-50W PAR20	30-50W R20/ 35-50W PAR20	
	R512W-WH R512B-WH R512B-BL	White/White Baffle White/Black Baffle Black/Black Baffle	45-65W BR30/ 35-75W PAR30/PAR30L (Short neck PAR30 requires T599 Socket Extender)	

Trac-Lites™

