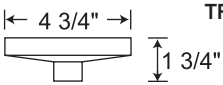

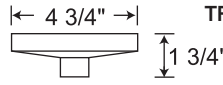



### Ceiling Suspension Hardware (cont)

#### Pendant Stem Feed/Support Canopies

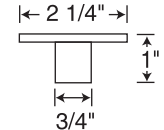

Used in conjunction with pendant stems for electrical feed and mechanical support of trac.

Dimensions	Catalog #	Finish	Description	
	TF90SL	Silver	<ul style="list-style-type: none"> <li>Mounts onto T-Bar runner and can be fed via flexible metal conduit or non-metallic cable entering into the top of the ceiling mounting plate</li> </ul>	 Canopy for T-Bar Ceilings

Dimensions	Catalog #	Finish	Description	
	TF91SL	Silver	<ul style="list-style-type: none"> <li>Mounts over standard ceiling outlet boxes</li> </ul>	 Canopy for Rigid Ceilings

#### Pendant Stem Mini-Support Canopies

Used in conjunction with pendant stems for mechanical support of trac.

Dimensions	Catalog #	Finish	Description	
	TF92SL	Silver	<ul style="list-style-type: none"> <li>Used in conjunction with pendant stems for mechanical support of trac</li> <li>Secures to ceiling with toggle bolt (supplied), wood screw or optional T-Bar attachment clip shown below</li> </ul>	 Mini-Canopy for Pendant Stems

T-Bar clips must be ordered separately.

#### Catalog #

- R37F
- R37D
- R37-9-16 **NEW**

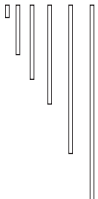

#### Description



- 15/16" grid T-bar clip for flush tile ceilings
- 15/16" grid T-bar clip for drop tile ceilings
- 9/16" grid T-bar clip for flush tile or drop tile ceilings





#### Pendant Stems

Threaded top and bottom permit attachment to canopies and electrical feed/support cylinders. Inside diameter accommodates two 10 gauge solid THHN copper wires.

	Catalog #	Finish	Description	
	TF903SL	Silver	3 1/2" stem length	
	TF912SL	Silver	12" stem length	
	TF918SL	Silver	18" stem length	
	TF924SL	Silver	24" stem length	
	TF936SL	Silver	36" stem length	
	TF948SL	Silver	48" stem length	

	Catalog #	Finish	Description	
	T96SL	Silver	<ul style="list-style-type: none"> <li>Joins pendant stems for use in higher ceiling applications</li> </ul>	 Pendant Stem Coupling

	Catalog #	Finish	Description	
	T94SL	Silver	<ul style="list-style-type: none"> <li>Permits pendant stems to be hung vertically from sloped ceilings</li> <li>Used in conjunction with TF91 or TF92 Ceiling Canopies</li> <li>Allows feeding of up to two 12 gauge solid THHN copper wires at up to a 60-degree angle</li> <li>20-amp capacity</li> </ul>	 Pendant Sloped Ceiling Adapter

Flex 12™

### Ceiling Suspension Hardware (cont)



#### Wire Cable Mechanical Feed

Steel wire cable mounting offers the most elegant mean of supporting Flex 12™ trac. Ideal for trac patterns, it can be easily adjusted to a precise mounting height and has the least prominent mounting hardware. Recommended for patterns only.

Specify:  
(1) **TF34SL**



#### Threaded Rod Mechanical Support

The Flex 12™ system can also be mechanically suspended from the ceiling at non-feed points using commonly available 10-24 threaded rod (not supplied). This method offers the most economical installation and less conspicuous mounting hardware.

Specify:  
(1) **TF93SL** and (1) **TF33SL**

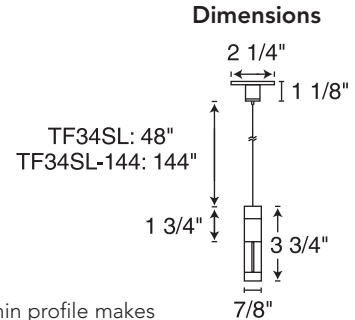
#### Wire Cable Mini-Support Cylinder Mini-Canopy

Steel wire cable mounting system provides mechanical support of trac. Supplied with all mounting hardware, including mini-support cylinder, steel cable, cable glider and mini-canopy. Secures to ceiling with toggle bolt (supplied) or wood screw. Other cable lengths available – consult factory.



Catalog #	Finish
TF34SL	Silver
TF34SL-144	Silver

Description
• 48" Steel Cable
• 144" Steel Cable



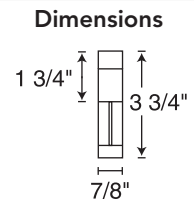
#### Threaded Rod Mounting Hardware

Threaded rod mounting offers a very economical solution for mechanical support of trac. Its thin profile makes it very unobtrusive and nearly unlimited rod lengths makes it ideal for high ceiling applications.



Catalog #	Finish
TF33SL	Silver

Description
• Mini-support cylinder with threaded insert for supporting trac using 10-24 threaded rod (not supplied)
• Provides mechanical support only
• Designed to be used in conjunction with TF93SL Mini-Canopy

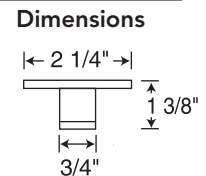


#### Threaded Rod Mini-Support Cylinder



Catalog #	Finish
TF93SL	Silver

Description
• Use with 10-24 threaded rod (not supplied) and TF33SL Mini-Support Cylinder for mechanical support of trac
• Secures to ceiling with toggle bolt (supplied), wood screw or optional T-Bar attachment clip shown below



#### Mini-Canopy for 10-24 Threaded Rod



Catalog #
R37F
R37D
R37-9-16 <b>NEW</b>

#### Description

- 15/16" grid T-bar clip for flush tile ceilings
- 15/16" grid T-bar clip for drop tile ceilings
- 9/16" grid T-bar clip for flush tile or drop tile ceilings

## Mounting Accessories (cont)



T-Bar Attachment Clip

**Catalog # Description**

R37F  
R37D  
R37-9-16 **NEW**

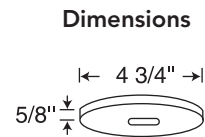
- To attach Trac to inverted tee ceiling
- Use two for 2' or 4' Trac or three for 6' or 8' Trac
- R37F T-Bar Clip is compatible with flush tile 15/16" inverted T-Bar ceiling
- R37D T-Bar Clip is compatible with drop tile 15/16" inverted T-Bar ceiling
- R37-9-16 T-Bar Clip is compatible with drop tile or flush tile 9/16" inverted T-Bar ceiling



Monopoint - Line Voltage

**Catalog # Finish**  
R40WH White  
R40BL Black  
R40SL **NEW** Silver


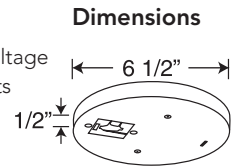
- Description**
- Accepts Juno 120V Trac fixtures
  - Mounts directly to outlet box
  - 4 3/4" dia. and 5/8" high



Monopoint - Low Voltage

**Catalog # Finish**  
T58WH White  
T58BL Black  
T58SL **NEW** Silver

- Description**
- Accepts Juno 12V Trac-Lites™ low voltage trac fixtures and decorative pendants
  - Mounts directly to outlet box
  - 6 1/2" dia. and 1/2" high



Solid Rod Pendant Mounting Kit

**Catalog # Finish**  
T56WH White  
T56BL Black  
T56SL **NEW** Silver

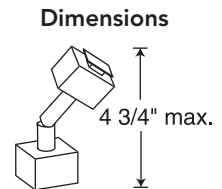
- Description**
- For 5/16" Rod
  - Attaches solid 5/16" threaded rod to Trac
  - Includes plastic cap, mounting bracket, and hardware
  - Rod not supplied



Fixture Slope Ceiling Adapter

**Catalog # Finish**  
T95WH White  
T95BL Black  
T95SL **NEW** Silver

- Description**
- Attaches to trac, permitting Juno Trac-Master and Trac-Lites fixtures to be hung vertically from sloped ceiling
  - 90° maximum adjustment



Trac-Lites™

