
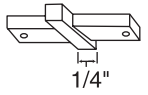

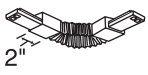

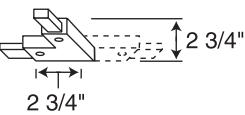

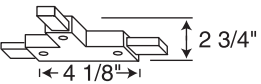

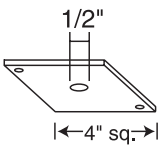

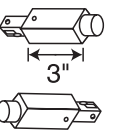


Connectors

	Catalog #	Finish	Description	Dimensions
 Miniature Straight Connector	R23WH	White	<ul style="list-style-type: none"> Joins two Trac sections end to end 	 1/4"
	R23BL	Black		
	R23SL	NEW Silver		
 Flexible Adjustable Joiner	R20WH	White	<ul style="list-style-type: none"> Joins two Trac sections Can flex to 90° to the left, right, up or down 	 2"
	R20BL	Black		
	R20SL	NEW Silver		
 Adjustable Connector	R24WH	White	<ul style="list-style-type: none"> Joins two Trac sections to make a 90° angle or straight run T27 required for junction box feed Straight and right angle covers supplied 	 2 3/4"
	R24BL	Black		
	R24SL	NEW Silver		
 T Connector	R25WH	White	<ul style="list-style-type: none"> Joins three Trac sections T27 required for junction box feed 	 2 3/4" 4 1/8"
	R25BL	Black		
	R25SL	NEW Silver		
 Outlet Box Cover	T27WH	White	<ul style="list-style-type: none"> Use with R24 and R25 for outlet box electrical feed Includes nipple, locknut, and ground screw 	 1/2" 4" sq.
	T27BL	Black		
	T27SL	NEW Silver		
 Trac Continuation Kit	R49WH	White	<ul style="list-style-type: none"> Two conduit adapters (one left R34 and one right R34) to continue Trac run around or thru obstructions Use with standard 1/2" electrical connectors 	 3"
	R49BL	Black		
	R49SL	NEW Silver		

Trac-Lites™

